

**INDEPENDENT AUDITOR'S REPORT ON THE AUDIT OF THE STANDALONE  
FINANCIAL RESULTS**

To  
**The Board of Directors of  
IOL Chemicals and Pharmaceuticals Ltd.**

**Opinion**

We have audited the accompanying Standalone Financial Results of **IOL Chemicals and Pharmaceuticals Ltd.** CIN-(L24116PB1986PLC007030) ("the Company"), for the quarter and half year ended September 30, 2022, being submitted by the Company pursuant to the requirement of Regulation 33 of the SEBI (Listing Obligations and Disclosure Requirements) Regulations, 2015, as amended ("the Listing Regulations").

In our opinion and to the best of our information and according to the explanations given to us, the Standalone Financial Results:

- (i) are presented in accordance with the requirements of Regulation 33 of the Listing Regulations; and
- (ii) gives a true and fair view in conformity with the recognition and measurement principles laid down in the Indian Accounting Standards "Interim Financial Reporting" (Ind AS 34) prescribed under section 133 of the Companies Act, 2013 (the "Act") read with relevant rules issued thereunder and other accounting principles generally accepted in India of the net profit and total comprehensive income and other financial information of the Company for the quarter and half year ended September 30, 2022.

**Basis for Opinion**

We conducted our audit of the Standalone Financial Statements in accordance with the standards on Auditing (SAs) specified under section 143(10) of the Companies Act, 2013 ("the Act"). Our responsibilities under those Standards are further described in the *Auditor's Responsibilities for the Audit of the Standalone Financial Results* section of our report. We are independent of the Company in accordance with the Code of Ethics issued by the Institute of Chartered Accountants of India ("ICAI") together with the ethical requirements that are relevant to our audit of the standalone financial results under the provisions of the Act and the Rules thereunder, and we have fulfilled our other ethical responsibilities in accordance with these requirements and the ICAI's Code of Ethics. We believe that the audit of evidence obtained by us is sufficient and appropriate to provide a basis for our audit opinion.

**Management Responsibilities for the Standalone Financial Results**

These Standalone Financial Results, which is the responsibility of the Company's Management and approved by the Board of Directors, has been compiled from the related



The Company's Board of Directors are responsible for the preparation and presentation of the Standalone financial results that give a true and fair view of the net profit and other comprehensive income and other financial information in accordance with the recognition and measurement principles laid down in Ind-AS-34, 'Interim Financial Reporting' prescribed under Section 133 of the Act read with relevant rules issued thereunder and other accounting principles generally accepted in India and in compliance with Regulation 33 of the Listing Regulations. This responsibility also includes maintenance of adequate accounting records in accordance with the provisions of the act for safeguarding the assets of the Company and for preventing and detecting frauds and other irregularities; selection and application of appropriate accounting policies; making judgments and estimates that are reasonable and prudent; and design, implementation and maintenance of adequate internal financial controls, that were operating effectively for ensuring the accuracy and completeness of the accounting records, relevant to the preparation and presentation of the standalone financial results that give a true and fair view and are free from material misstatement, whether due to fraud or error.

In preparing the Standalone Financial Results, the Board of Directors are responsible for assessing the Company's ability to continue as a going concern, disclosing, as applicable, matters related to going concern and using the going concern basis of accounting unless the Board of Directors either intends to liquidate the Company or to cease operations, or has no realistic alternative but to do so.


The Board of Directors are responsible for overseeing the financial reporting process of the Company.

#### **Auditor's Responsibilities for the Audit of the Standalone Financial Results**

Our objectives are to obtain reasonable assurance about whether the Standalone Financial Results as a whole are free from material misstatement, whether due to fraud or error, and to issue an auditor's report that includes our opinion. Reasonable assurance is a high level of assurance but is not a guarantee that an audit conducted in accordance with SAs will always detect a material misstatement when it exists. Misstatements can arise from fraud or error and are considered material if, individually or in the aggregate, they could reasonably be expected to influence the economic decisions of users taken on the basis of these Standalone Financial Results.

As part of an audit in accordance with SAs, we exercise professional judgment and maintain professional skepticism throughout the audit. We also:

- Identify and assess the risks of material misstatement of standalone financial results, whether due to fraud or error, design and perform audit procedures responsive to those risks, and obtain audit evidence that is sufficient and appropriate to provide a basis for our opinion. The risk of not detecting a material misstatement resulting from fraud is higher than for one resulting from error, as fraud may involve collusion, forgery, intentional omissions, misrepresentations, or the override of internal control.
- Obtain an understanding of internal financial controls relevant to the audit in order to design audit procedures that are appropriate in the circumstances, but not for the purpose of expressing an opinion on the effectiveness of the company's internal control.
- Evaluate the appropriateness of accounting policies used and the reasonableness of accounting estimates and related disclosures made by the Board of Directors.





- Evaluate the appropriateness and reasonableness of disclosures made by the Board of Directors in terms of the requirements specified under Regulation 33 of the Listing Regulations.
- Conclude on the appropriateness of the Board of Director's use of the going concern basis of accounting and, based on the audit evidence obtained, whether a material uncertainty exists related to events or conditions that may cast significant doubt on the Company's ability to continue as a going concern. If we conclude that a material uncertainty exists, we are required to draw attention in our auditor's report to the related disclosures in the standalone financial results or, if such disclosures are inadequate, to modify our opinion. Our conclusions are based on the audit evidence obtained up to the date of our auditor's report. However, future events or conditions may cause the Company to cease to continue as a going concern.
- Evaluate the overall presentation, structure and content of the Standalone financial results, including the disclosures, and whether the standalone financial results present the underlying transactions and events in a manner that achieves fair presentation.
- Obtain sufficient and appropriate audit evidence regarding the standalone financial results of th company to express and opinion on the standalone financial results

Materiality is the magnitude of misstatements in the standalone financial results that, individually or in aggregate, makes it probable that the economic decisions of a reasonably knowledgeable user of the standalone financial results may be influenced. We consider quantitative materiality and qualitative factors in (i) planning the scope of our audit work and in evaluating the results of our work; and (ii) to evaluate the effect of any identified misstatements in the standalone financial results.

We communicate with those charged with governance regarding, among other matters, the planned scope and timing of the audit and significant audit findings, including any significant deficiencies in internal control that we identify during our audit.

We also provide those charged with governance with a statement that we have complied with relevant ethical requirements regarding independence, and to communicate with them all relationships and other matters that may reasonably be thought to bear on our independence, and where applicable, related safeguards.

Place: Ludhiana  
Dated: November 14th, 2022

For and on behalf of  
**Ashwani & Associates**  
**Chartered Accountants**  
Firm Registration Number: 000497N  
by the hand of



Arvind Jain  
Partner

Membership No.: 097549  
UDIN: 22097549BDBWGI7385




# IOL CHEMICALS AND PHARMACEUTICALS LIMITED

STANDALONE AUDITED FINANCIAL RESULTS FOR THE QUARTER/HALF YEAR ENDED 30 SEPTEMBER 2022

in ₹ Crore

Sr. No.	Particulars	Quarter ended			Half year ended		Year ended
		30.09.2022 (Audited)	30.06.2022 (Audited)	30.09.2021 (Audited)	30.09.2022 (Audited)	30.09.2021 (Audited)	31.03.2022 (Audited)
	<b>Income:</b>						
I	Revenue from operations	541.41	565.01	537.88	1,106.42	1,056.39	2,184.02
II	Other Income	5.06	5.15	10.51	10.21	16.23	32.04
III	<b>Total income (I+II)</b>	<b>546.47</b>	<b>570.16</b>	<b>548.39</b>	<b>1,116.63</b>	<b>1,072.62</b>	<b>2,216.06</b>
	<b>Expenses:</b>						
IV	Cost of materials consumed	379.28	399.12	363.84	778.40	752.92	1,578.91
	Purchases of stock-in-trade	14.55	7.36	14.71	21.91	15.06	43.90
	Changes in inventories of finished goods, work-in-progress and stock in trade	8.93	(11.93)	27.15	(3.00)	(27.21)	(52.30)
	Employee benefits expense	40.33	44.02	35.41	84.35	69.21	141.30
	Finance costs	3.51	3.38	1.89	6.89	3.66	8.29
	Depreciation and amortization expenses	11.32	10.98	10.80	22.30	21.12	43.26
	Other expenses	66.65	70.42	52.97	137.07	92.46	215.93
	<b>Total Expenses (IV)</b>	<b>524.57</b>	<b>523.35</b>	<b>506.77</b>	<b>1,047.92</b>	<b>927.22</b>	<b>1,979.29</b>
V	Profit before exceptional items and tax (III-IV)	21.90	46.81	41.62	68.71	145.40	236.77
VI	Exceptional items	-	-	-	-	13.93	13.93
VII	Profit before tax (V-VI)	21.90	46.81	41.62	68.71	131.47	222.84
VIII	<b>Tax Expense:</b>						
	Current tax	5.69	12.16	10.45	17.85	33.92	57.01
	Deferred tax	0.54	(0.24)	0.33	0.30	(0.29)	0.17
	<b>Total tax expense</b>	<b>6.23</b>	<b>11.92</b>	<b>10.78</b>	<b>18.15</b>	<b>33.63</b>	<b>57.18</b>
IX	<b>Profit for the period (VII-VIII)</b>	<b>15.67</b>	<b>34.89</b>	<b>30.84</b>	<b>50.56</b>	<b>97.84</b>	<b>165.66</b>
X	<b>Other Comprehensive Income</b>						
A	Items that will not be reclassified to profit or loss						
(i)	Remeasurement of Defined benefit obligation	(0.27)	(0.82)	(1.03)	(1.09)	(2.34)	(1.32)
(ii)	Income tax relating to items that will not be reclassified to profit or loss	0.07	0.21	0.26	0.28	0.59	0.33
B	Items that will be reclassified to profit or loss						
(i)	Net movement in effective portion of cash flow hedge reserve	(0.17)	0.20	0.11	0.03	0.78	0.51
(ii)	Income tax relating to items that will be reclassified to profit or loss	0.04	(0.05)	(0.02)	(0.01)	(0.19)	(0.12)
XI	<b>Total Comprehensive Income for the period (IX+X)</b>	<b>15.34</b>	<b>34.43</b>	<b>30.16</b>	<b>49.77</b>	<b>96.68</b>	<b>165.06</b>
XII	Paid-up equity share capital (Face value ₹10/- per share)	58.71	58.71	58.71	58.71	58.71	58.71
XIII	Other equity (Reserves excluding revaluation reserve)	1,381.33	1,365.99	1,286.66	1,381.33	1,286.66	1,331.56
XIV	Earning per equity share of ₹10/- each (for continuing and discontinued operations) (not annualised except for the year ended 31.03.2022)						
	Basic and Diluted ₹	2.67	5.94	5.26	8.61	16.67	28.22

Head Office : 85, Industrial Area 'A', Ludhiana. 141 003 (Punjab) India CIN - L24116PB1986PLC007550  
 Ph. : +91-161-2225531-35 Fax : +91-161-2226929, 2608784 email : contact@iolcp.com Website : iolcp.com  
 Regd. Office: Village & Post Office Handiaya, Fatehgarh Channa Road, Barnala-148107, Punjab, India  
 Works: Village Fatehgarh Channa, Mansa Road (Trident Complex) District - Barnala, 148101 State - Punjab, India.  
 Ph. : +91-1679 -285285-86, Fax : +91-1679-285292







# IOL CHEMICALS AND PHARMACEUTICALS LIMITED

## STANDALONE SEGMENT WISE REVENUE, RESULTS, ASSETS AND LIABILITIES

in ₹ Crore

Sr.No.	Particulars	Quarter ended			Half year ended		Year ended
		30.09.2022	30.06.2022	30.09.2021	30.09.2022	30.09.2021	31.03.2022
		(Audited)	(Audited)	(Audited)	(Audited)	(Audited)	(Audited)
1	<b>Segment Revenue</b>						
	(Net sale/income)						
	- Chemical	291.24	335.27	334.56	626.51	651.65	1,322.50
	- Pharmaceutical	302.52	285.10	240.69	587.62	453.46	1,008.32
	- Unallocated	6.40	6.06	5.99	12.46	15.49	28.62
	<b>Total</b>	<b>600.16</b>	<b>626.43</b>	<b>581.24</b>	<b>1,226.59</b>	<b>1,120.60</b>	<b>2,359.44</b>
	Less : Inter segment revenue	53.69	56.27	32.85	109.96	47.98	143.38
	<b>Net sales/income from operations</b>	<b>546.47</b>	<b>570.16</b>	<b>548.39</b>	<b>1,116.63</b>	<b>1,072.62</b>	<b>2,216.06</b>
2	<b>Segment Results</b>						
	Profit before tax and interest						
	(from each segment)						
	- Chemical	(3.04)	13.22	3.16	10.18	52.46	59.26
	- Pharmaceutical	23.75	33.47	35.73	57.22	84.11	162.92
	<b>Total</b>	<b>20.71</b>	<b>46.69</b>	<b>38.89</b>	<b>67.40</b>	<b>136.57</b>	<b>222.18</b>
	Less: Interest	3.51	3.38	1.89	6.89	3.66	8.29
	Add: Other un-allocable income net off un-allocable expenditure	4.70	3.50	4.62	8.20	12.49	22.88
	<b>Total Profit before tax &amp; Extraordinary items</b>	<b>21.90</b>	<b>46.81</b>	<b>41.62</b>	<b>68.71</b>	<b>145.40</b>	<b>236.77</b>
3	<b>Segment Assets</b>						
	- Chemical	468.13	533.92	493.03	468.13	493.03	537.77
	- Pharmaceutical	1,022.26	1,007.87	789.61	1,022.26	789.61	945.34
	- Unallocated	518.58	507.48	481.38	518.58	481.38	477.18
	<b>Total Assets</b>	<b>2,008.97</b>	<b>2,049.27</b>	<b>1,764.02</b>	<b>2,008.97</b>	<b>1,764.02</b>	<b>1,960.29</b>
4	<b>Segment Liabilities</b>						
	- Chemical	219.24	291.98	206.17	219.24	206.17	272.74
	- Pharmaceutical	174.57	156.88	96.30	174.57	96.30	179.72
	- Unallocated	175.12	175.71	116.18	175.12	116.18	117.56
	<b>Total Liabilities</b>	<b>568.93</b>	<b>624.57</b>	<b>418.65</b>	<b>568.93</b>	<b>418.65</b>	<b>570.02</b>



Head Office : 85, Industrial Area 'A', Ludhiana. 141 003 (Punjab) India CIN - L24116PB1986PLC007030  
 Ph. : +91-161-2225531-35 Fax : +91-161-2226929, 2608784 email : contact@iolcp.com Website : iolcp.com  
 Regd. Office: Village & Post Office Handiaya, Fatehgarh Channa Road, Barnala-148107, Punjab, India.  
 Works: Village Fatehgarh Channa, Mansa Road (Trident Complex) District - Barnala, 148101 State - Punjab, India.  
 Ph. : +91-1679 -285285-86, Fax : +91-1679-285292



# IOL CHEMICALS AND PHARMACEUTICALS LIMITED

## Standalone Balance Sheet as at 30-Sep-2022

Particulars	As at 30-Sep-2022 ₹ Crore	As at 31-Mar-2022 ₹ Crore
<b>ASSETS</b>		
<b>1 Non-current assets</b>		
(a) Property, plant and equipment	565.11	559.49
(b) Right of use assets	0.55	0.97
(c) Capital work-in-progress	146.23	102.03
(d) Other Intangible assets	0.56	0.18
(e) Intangible assets under development	4.34	3.17
(f) Financial assets		
(i) Investment in subsidiary	0.30	0.10
(ii) Other financial assets	283.49	205.34
(g) Other non-current assets	31.37	10.30
<b>Total non-current assets</b>	<b>1,031.95</b>	<b>881.58</b>
<b>2 Current assets</b>		
(a) Inventories	351.61	409.89
(b) Financial assets		
(i) Investments	2.45	2.37
(ii) Trade receivables	483.03	469.80
(iii) Cash and cash equivalents	12.02	1.45
(iv) Bank balances other than (iii) above	46.81	136.43
(v) Other financial assets	26.51	22.98
(c) Current tax assets (net)	2.43	0.91
(d) Other current assets	52.15	34.88
<b>Total current assets</b>	<b>977.01</b>	<b>1,078.71</b>
<b>TOTAL ASSETS</b>	<b>2,008.96</b>	<b>1,960.29</b>
<b>EQUITY AND LIABILITIES</b>		
<b>Equity</b>		
(a) Equity share capital	58.71	58.71
(b) Other equity	1,381.33	1,331.56
<b>Total equity</b>	<b>1,440.04</b>	<b>1,390.27</b>
<b>Liabilities</b>		
<b>1 Non-current liabilities</b>		
(a) Financial liabilities		
(i) Borrowings	-	-
(ii) Lease liabilities	-	0.18
(b) Provisions	3.21	3.01
(c) Deferred tax liabilities (net)	53.21	53.18
(d) Other non-current liabilities	0.18	0.25
<b>Total non-current liabilities</b>	<b>56.60</b>	<b>56.62</b>
<b>2 Current liabilities</b>		
(a) Financial liabilities		
(i) Borrowings	87.27	42.75
(ii) Lease liabilities	0.71	1.02
(iii) Trade payables		
(A) Total outstanding dues of micro enterprises and small enterprises	17.09	14.10
(B) Total outstanding dues of creditors other than micro enterprises and small enterprises	352.58	395.19
(iii) Other financial liabilities	26.52	30.02
(b) Other current liabilities	20.13	22.98
(c) Provisions	8.02	7.34
<b>Total current liabilities</b>	<b>512.32</b>	<b>513.40</b>
<b>TOTAL EQUITY AND LIABILITIES</b>	<b>2,008.96</b>	<b>1,960.29</b>

Head Office : 85, Industrial Area 'A', Ludhiana. 141 003 (Punjab) India CIN - L24116PB1986PL0007038  
 Ph. : +91-161-2225531-35 Fax : +91-161-2226929, 2608784 email : contact@iolcp.com Website : iolcp.com  
 Regd. Office: Village & Post Office Handiaya, Fatehgarh Channa Road, Barnala-148107, Punjab, India  
 Works: Village Fatehgarh Channa, Mansa Road (Trident Complex) District - Barnala, 148101 State - Punjab, India.  
 Ph. : +91-1679 -285285-86, Fax : +91-1679-285292





## IOL CHEMICALS AND PHARMACEUTICALS LIMITED

### Standalone Cash flow statement for the period ended 30-Sep-2022

Particulars	For the half year ended 30-Sep-2022 ₹	For the half year ended 30-Sep-2021 ₹
<b>Cash flow from operating activities</b>	<b>68.71</b>	<b>131.47</b>
Profit before tax		
<b>Adjustments for:</b>		
Depreciation and amortisation expense	22.30	21.12
Net (Gain)/Loss on current investment	-	(0.06)
Unrealised foreign exchange (Gain)/Loss on foreign currency rate fluctuation	(1.02)	(0.46)
Net (Gain)/Loss on fair valuation of investments measured at fair value through profit or loss	(0.01)	(0.02)
Subsidy Income amortized	(0.03)	(0.03)
Interest income on financial assets carried at amortized cost net of rent amortized during the period	(0.03)	(0.04)
Liabilities no longer required written back	0.01	(0.02)
Lease Liability Provision written back	-	(0.08)
Net (Gain)/Loss on Property, plant and equipment sold	(0.05)	(0.01)
Loss on Property, plant and equipment discarded	0.11	0.66
Interest expense	6.89	3.66
Interest income	(8.77)	(8.95)
	<b>19.40</b>	<b>15.77</b>
<b>Operating profit before working capital changes</b>	<b>88.11</b>	<b>147.24</b>
<b>Changes in working capital:</b>		
Increase/(Decrease) in trade payables and other liabilities	(47.75)	29.84
Decrease/(Increase) in trade and other receivables	(55.03)	(101.97)
Decrease/(Increase) in inventories	58.27	(7.58)
	<b>(44.51)</b>	<b>(79.71)</b>
<b>Cash generated from operations</b>	<b>43.60</b>	<b>67.53</b>
Income tax paid (net)	(19.37)	(33.00)
<b>Net cash flow from/(used in) operating activities (A)</b>	<b>24.23</b>	<b>34.53</b>
<b>Cash flow from investing activities</b>		
Purchase of property, plant and equipment including intangible assets and Capital work in progress	(73.75)	(90.91)
Proceeds from sale of property, plant and equipment	1.12	1.17
Purchase of investment	(0.28)	(1.00)
Interest received	9.29	10.15
<b>Bank balances not considered as cash and cash equivalents:</b>		
Decrease in deposit with banks, having original maturity more than three months	17.94	7.71
Increase in deposit with banks, in earmarked accounts to the extent held as margin money against borrowings and other commitments	(5.10)	(2.43)
	<b>(50.78)</b>	<b>(75.31)</b>
<b>Net cash flow from/(used in) investing activities (B)</b>	<b>(50.78)</b>	<b>(75.31)</b>
<b>Cash flow from financing activities</b>		
Proceeds/(Repayment) of current borrowings	44.51	39.59
Interest paid	(6.85)	(3.56)
Lease rent payments	(0.54)	(0.54)
Dividend paid on Equity shares	-	(11.74)
	<b>37.12</b>	<b>23.75</b>
<b>Net cash flow from/(used in) financing activities (C)</b>	<b>37.12</b>	<b>23.75</b>
<b>Net increase/(decrease) in cash and cash equivalents (A+B+C)</b>	<b>10.57</b>	<b>(17.03)</b>
Cash and cash equivalents at the beginning of the period	1.45	32.34
Cash and cash equivalents at the end of the period *	<b>12.02</b>	<b>15.31</b>
* Comprises		
Balances with banks in current account	11.48	14.50
Cash on hand	0.54	0.81
	<b>12.02</b>	<b>15.31</b>



Head Office : 85, Industrial Area 'A', Ludhiana. 141 007 (Punjab) India CIN - L24116PB1986PLC007030  
 Ph. : +91-161-2225531-35 Fax : +91-161-2226929, 2226784 Email : contact@iolcp.com Website : iolcp.com  
 Regd. Office: Village & Post Office Handiaya, Fatehgarh Channa Road, Barnala-148107, Punjab, India.  
 Works : Village Fatehgarh Channa, Mansa Road (Trident Complex) District - Barnala, 148101 State - Punjab, India.  
 Ph. : +91-1679 -285285-86, Fax : +91-1679-285292



**INDEPENDENT AUDITOR'S REPORT ON THE AUDIT OF THE CONSOLIDATED FINANCIAL RESULTS**

To  
**The Board of Directors of  
IOL Chemicals and Pharmaceuticals Ltd.**

**Opinion**

We have audited the accompanying Consolidated Financial Results of **IOL Chemicals and Pharmaceuticals Ltd.** CIN-(L24116PB1986PLC007030) ("the Company") and its subsidiaries (IOL Foundation-CIN:U85300PB2022NPL055428), (IOL Life Sciences Limited-CIN: U24299PB2022PLC056233) & (IOL Speciality Chemicals Limited-CIN: U24290PB2022PLC056275), for the quarter and half year ended September 30, 2022, being submitted by the Company pursuant to the requirement of Regulation 33 of the SEBI (Listing Obligations and Disclosure Requirements) Regulations, 2015, as amended ("the Listing Regulations").

In our opinion and to the best of our information and according to the explanations given to us, the Consolidated Financial Results:


- (i) are presented in accordance with the requirements of Regulation 33 of the Listing Regulations; and
- (ii) gives a true and fair view in conformity with the recognition and measurement principles laid down in the Indian Accounting Standards "Interim Financial Reporting" (Ind AS 34) prescribed under section 133 of the Companies Act, 2013 (the "Act") read with relevant rules issued thereunder and other accounting principles generally accepted in India of the net profit and total comprehensive income and other financial information of the Group for the quarter and half year ended September 30<sup>th</sup>, 2022.

**Basis for Opinion**

We conducted our audit of the consolidated financial statements in accordance with the standards on Auditing (SAs) specified under section 143(10) of the Companies Act, 2013 ("the Act") and other applicable authoritative pronouncements issued by ICAI. Our responsibilities under those Standards are further described in the *Auditor's Responsibilities for the Audit of the Consolidated Financial Results* section of our report. We are independent of the Group in accordance with the Code of Ethics issued by the Institute of Chartered Accountants of India ("ICAI") together with the ethical requirements that are relevant to our audit of the Consolidated financial results for the quarter and half year ended September 30<sup>th</sup>, 2022 under the provisions of the Act and the Rules thereunder, and we have fulfilled our other ethical responsibilities in accordance with these requirements and the ICAI's Code of Ethics. We believe that the audit of evidence obtained by us is sufficient and appropriate to provide a basis for our audit opinion.

**Management Responsibilities for the Consolidated Financial Results**

These Consolidated Financial Results, which is the responsibility of the company's management and approved by the company's board of directors, have been prepared on the basis of the consolidated financial statements for the quarter and half year ended September 30, 2022. The Company's management is responsible for the preparation and presentation of these consolidated financial results





that give a true and fair view of the consolidated financial position, consolidated financial performance and consolidated total comprehensive income and other financial information in accordance with the recognition and measurement principles laid down in Ind-AS-34, 'Interim Financial Reporting' prescribed under Section 133 of the Act read with relevant rules issued thereunder and other accounting principles generally accepted in India and in compliance with Regulation 33 of the Listing Regulations. The respective Board of Directors of the companies included in the Group are also responsible for maintenance of adequate accounting records in accordance with the provisions of the act for safeguarding the assets of the group and for preventing and detecting frauds and other irregularities; selection and application of appropriate accounting policies; making judgments and estimates that are reasonable and prudent; and design, implementation and maintenance of adequate internal financial controls, that were operating effectively for ensuring the accuracy and completeness of the accounting records, relevant to the preparation and presentation of the consolidated financial results that give a true and fair view and are free from material misstatement, whether due to fraud or error which have been used for the purpose of presentation of consolidated financial statements by the Directors of the Holding Company, as aforesaid

In preparing the consolidated financial results, the respective Board of Directors of the companies included in the group are responsible for assessing the group's ability to continue as a going concern, disclosing, as applicable, matters related to going concern and using the going concern basis of accounting unless the respective Board of Directors either intends to liquidate their own company or to cease operations, or have no realistic alternative but to do so.

The respective Boards of Directors of the companies included in the Group are also responsible for overseeing the financial reporting process of the Group.

#### **Auditor's Responsibilities for the Audit of the Consolidated Financial Results**

Our objectives are to obtain reasonable assurance about whether the consolidated financial results as a whole are free from material misstatement, whether due to fraud or error, and to issue an auditor's report that includes our opinion. Reasonable assurance is a high level of assurance but is not a guarantee that an audit conducted in accordance with SAs will always detect a material misstatement when it exists. Misstatements can arise from fraud or error and are considered material if, individually or in the aggregate, they could reasonably be expected to influence the economic decisions of users taken on the basis of these consolidated financial results.

As part of an audit in accordance with SAs, we exercise professional judgment and maintain professional skepticism throughout the audit. We also:

- Identify and assess the risks of material misstatement of consolidated financial results, whether due to fraud or error, design and perform audit procedures responsive to those risks, and obtain audit evidence that is sufficient and appropriate to provide a basis for our opinion. The risk of not detecting a material misstatement resulting from fraud is higher than for one resulting from error, as fraud may involve collusion, forgery, intentional omissions, misrepresentations, or the override of internal control.
- Obtain an understanding of internal controls relevant to the audit in order to design audit procedures that are appropriate in the circumstances, but not for the purpose of expressing an opinion on effectiveness of such controls.
- Evaluate the appropriateness of accounting policies used and the reasonableness of accounting estimates and related disclosures made by the Board of Directors.
- Evaluate the appropriateness and reasonableness of disclosures made by the board of directors in terms of the requirements specified under Regulation 33 of the Listing Regulations



- Conclude on the appropriateness of the Board of Director's use of the going concern basis of accounting and, based on the audit evidence obtained, whether a material uncertainty exists related to events or conditions that may cast significant doubt on the Group's ability to continue as a going concern. If we conclude that a material uncertainty exists, we are required to draw attention in our auditor's report to the related disclosures in the consolidated financial results or, if such disclosures are inadequate, to modify our opinion. Our conclusions are based on the audit evidence obtained up to the date of our auditor's report. However, future events or conditions may cause the group to cease to continue as a going concern.
- Evaluate the overall presentation, structure and content of the consolidated financial results, including the disclosures, and whether the financial results present the underlying transactions and events in a manner that achieves fair presentation.


Materiality is the magnitude of misstatements in the consolidated financial results that, individually or in aggregate, makes it probable that the economic decisions of a reasonably knowledgeable user of the consolidated financial results may be influenced. We consider quantitative materiality and qualitative factors in (i) planning the scope of our audit work and in evaluating the results of our work; and (ii) to evaluate the effect of any identified misstatements in the consolidated financial results.

We communicate with those charged with governance of the Holding Company and such other entity included in the consolidated financial statements of which we are the independent auditors regarding, among other matters, the planned scope and timing of the audit and significant audit findings, including any significant deficiencies in internal control that we identify during our audit.

We also provide those charged with governance with a statement that we have complied with relevant ethical requirements regarding independence, and to communicate with them all relationships and other matters that may reasonably be thought to bear on our independence, and where applicable, related safeguards.

Place: Ludhiana  
Dated: November 14th, 2022

For and on behalf of  
**Ashwani & Associates**  
**Chartered Accountants**  
Firm Registration Number: 000497N  
by the hand of



Arvind Jain  
Partner

Membership No.: 097549  
UDIN: 22097549BDBWSA4413





# IOL CHEMICALS AND PHARMACEUTICALS LIMITED

## CONSOLIDATED AUDITED FINANCIAL RESULTS FOR THE QUARTER / HALF YEAR ENDED 30 SEPTEMBER 2022

in ₹ Crore

Sr. No.	Particulars	Quarter ended		Half year ended	Year ended
		30.09.2022	30.06.2022	30.09.2022	31.03.2022
		(Audited)	(Audited)	(Audited)	(Audited)
	<b>Income:</b>				
I	Revenue from operations	541.41	565.01	1,106.42	2,184.02
II	Other Income	5.07	5.16	10.23	32.04
III	<b>Total income (I+II)</b>	<b>546.48</b>	<b>570.17</b>	<b>1,116.65</b>	<b>2,216.06</b>
	<b>Expenses:</b>				
IV	Cost of materials consumed	379.28	399.12	778.40	1,578.91
	Purchases of stock-in-trade	14.55	7.36	21.91	43.90
	Changes in inventories of finished goods, work-in-progress and stock in trade	8.93	(11.93)	(3.00)	(52.30)
	Employee benefits expense	40.33	44.02	84.35	141.30
	Finance costs	3.51	3.38	6.89	8.29
	Depreciation and amortization expenses	11.32	10.98	22.30	43.26
	Other expenses	66.42	70.65	137.07	213.92
	<b>Total Expenses (IV)</b>	<b>524.34</b>	<b>523.58</b>	<b>1,047.92</b>	<b>1,977.28</b>
V	Profit before exceptional items and tax (III-IV)	22.14	46.59	68.73	238.78
VI	Exceptional items	-	-	-	13.93
VII	Profit before tax (V-VI)	22.14	46.59	68.73	224.85
VIII	<b>Tax Expense:</b>				
	Current tax	5.69	12.16	17.85	57.01
	Deferred tax	0.54	(0.24)	0.30	0.17
	<b>Total tax expense</b>	<b>6.23</b>	<b>11.92</b>	<b>18.15</b>	<b>57.18</b>
IX	<b>Profit for the period (VII-VIII)</b>	<b>15.91</b>	<b>34.67</b>	<b>50.58</b>	<b>167.67</b>
X	<b>Other Comprehensive Income</b>				
A	Items that will not be reclassified to profit or loss				
(i)	Remeasurement gain/(loss) of defined benefit obligation	(0.27)	(0.82)	(1.09)	(1.32)
(ii)	Income tax relating to items that will not be reclassified to profit or loss	0.07	0.21	0.28	0.33
B	Items that will be reclassified to profit or loss				
(i)	Net movement in effective portion of cash flow hedge reserve	(0.17)	0.20	0.03	0.51
(ii)	Income tax relating to items that will be reclassified to profit or loss	0.04	(0.05)	(0.01)	(0.12)
XI	<b>Total Comprehensive Income for the period (IX+X)</b>	<b>15.58</b>	<b>34.21</b>	<b>49.79</b>	<b>167.07</b>
XII	Paid-up equity share capital (Face value ₹10/- per share)	58.71	58.71	58.71	58.71
XIII	Other equity (Reserves excluding revaluation reserve)	1,383.36	1,367.78	1,383.36	1,333.57
XIV	Earning per equity share of ₹10/- each (for continuing and discontinued operations) (not annualised except for the year ended 31.03.2022)				
	Basic and Diluted ₹	2.71	5.91	8.62	28.56

Head Office : 85, Industrial Area 'A', Ludhiana, 141 003 (Punjab) India CIN - L24116PB1986PL007019  
 Ph. : +91-161-2225531-35 Fax : +91-161-2226929, 2608784 email : contact@iolcp.com Website : iolcp.com  
 Regd. Office: Village & Post Office Handiaya, Fatehgarh Channa Road, Barnala-148107, Punjab, India.  
 Works: Village Fatehgarh Channa, Mansa Road (Trident Complex) District - Barnala, 148101 State - Punjab, India.  
 Ph. : +91-1679 -285285-86, Fax : +91-1679-285292





# IOL CHEMICALS AND PHARMACEUTICALS LIMITED

## CONSOLIDATED AUDITED SEGMENT WISE REVENUE, RESULTS, ASSETS AND LIABILITIES

in ₹ Crore

Sr.No.	Particulars	Quarter ended		Half year ended	Year ended
		30.09.2022	30.06.2022	30.09.2022	31.03.2022
		(Audited)	(Audited)	(Audited)	(Audited)
1	<b>Segment Revenue</b>				
	(Net sale/income)				
	- Chemical	291.24	335.27	626.51	1,322.50
	- Pharmaceutical	302.52	285.10	587.62	1,008.32
	- Unallocated	6.41	6.07	12.48	28.62
	<b>Total</b>	<b>600.17</b>	<b>626.44</b>	<b>1,226.61</b>	<b>2,359.44</b>
	Less : Inter segment revenue	53.69	56.27	109.96	143.38
	<b>Net sales/income from operations</b>	<b>546.48</b>	<b>570.17</b>	<b>1,116.65</b>	<b>2,216.06</b>
2	<b>Segment Results</b>				
	Profit before tax and interest				
	(from each segment)				
	- Chemical	(3.04)	13.22	10.18	59.26
	- Pharmaceutical	23.75	33.47	57.22	162.92
	<b>Total</b>	<b>20.71</b>	<b>46.69</b>	<b>67.40</b>	<b>222.18</b>
	Less: Interest	3.51	3.38	6.89	8.29
	Add: Other un-allocable income net off un-allocable expenditure	4.94	3.28	8.22	24.89
	<b>Total Profit before tax &amp; Extraordinary items</b>	<b>22.14</b>	<b>46.59</b>	<b>68.73</b>	<b>238.78</b>
3	<b>Segment Assets</b>				
	- Chemical	468.13	533.92	468.13	537.77
	- Pharmaceutical	1,022.26	1,007.87	1,022.26	945.34
	- Unallocated	520.65	509.27	520.65	479.19
	<b>Total Assets</b>	<b>2,011.04</b>	<b>2,051.06</b>	<b>2,011.04</b>	<b>1,962.30</b>
4	<b>Segment Liabilities</b>				
	- Chemical	219.24	291.98	219.24	272.74
	- Pharmaceutical	174.57	156.88	174.57	179.72
	- Unallocated	175.17	175.71	175.17	117.56
	<b>Total Liabilities</b>	<b>568.98</b>	<b>624.57</b>	<b>568.98</b>	<b>570.02</b>

*Ufca*



Head Office : 85, Industrial Area 'A', Ludhiana. 141 003 (Punjab) India CIN - L24116PB1986PLC007030  
 Ph. : +91-161-2225531-35 Fax : +91-161-2226929, 2608784 email : contact@iolcp.com Website : iolcp.com  
 Regd. Office : Village & Post Office Handiaya, Fatehgarh Channa Road, Barnala-148107, Punjab, India.  
 Works : Village Fatehgarh Channa, Mansa Road (Trident Complex) District - Barnala, 148101 State - Punjab, India.  
 Ph. : +91-1679 -285285-86, Fax : +91-1679-285292





# IOL CHEMICALS AND PHARMACEUTICALS LIMITED

## Consolidated Balance Sheet as at 30-Sep-2022

Particulars	As at 30-Sep-2022 ₹ Crore	As at 31-Mar-2022 ₹ Crore
<b>ASSETS</b>		
<b>1 Non-current assets</b>		
(a) Property, plant and equipment	565.11	559.49
(b) Right of use assets	0.55	0.97
(c) Capital work-in-progress	146.23	102.03
(d) Other Intangible assets	0.56	0.18
(e) Intangible assets under development	4.34	3.17
(f) Financial assets		
(i) Other financial assets	283.49	205.34
(g) Other non-current assets	31.37	10.30
<b>Total non-current assets</b>	<b>1,031.65</b>	<b>881.48</b>
<b>2 Current assets</b>	<b>351.61</b>	<b>409.89</b>
(a) Inventories		
(b) Financial assets	2.45	2.37
(i) Investments	483.03	469.80
(ii) Trade receivables	12.95	3.56
(iii) Cash and cash equivalents	47.81	136.43
(iv) Bank balances other than (iii) above	26.53	22.98
(v) Other financial assets	2.43	0.91
(c) Current tax assets (net)	52.58	34.88
(d) Other current assets		
<b>Total current assets</b>	<b>979.39</b>	<b>1,080.82</b>
<b>TOTAL ASSETS</b>	<b>2,011.04</b>	<b>1,962.30</b>
<b>EQUITY AND LIABILITIES</b>		
<b>Equity</b>	<b>58.71</b>	<b>58.71</b>
(a) Equity share capital	1,383.36	1,333.57
(b) Other equity	1,442.07	1,392.28
<b>Total equity</b>		
<b>Liabilities</b>		
<b>1 Non-current liabilities</b>		
(a) Financial liabilities	-	-
(i) Borrowings	-	0.18
(ia) Lease liabilities	3.21	3.01
(b) Provisions	53.21	53.18
(c) Deferred tax liabilities (net)	0.18	0.25
(d) Other non-current liabilities		
<b>Total non-current liabilities</b>	<b>56.60</b>	<b>56.62</b>
<b>2 Current liabilities</b>		
(a) Financial liabilities	87.27	42.75
(i) Borrowings	0.71	1.02
(ia) Lease liabilities	369.67	409.29
(ii) Trade payables	26.57	30.02
(iii) Other financial liabilities	20.13	22.98
(b) Other current liabilities	8.02	7.34
(c) Provisions		
<b>Total current liabilities</b>	<b>512.37</b>	<b>513.40</b>
<b>TOTAL EQUITY AND LIABILITIES</b>	<b>2,011.04</b>	<b>1,962.30</b>



Head Office : 85, Industrial Area 'A', Ludhiana. 141 003 (Punjab) India CIN - L24116PB1986PLC007030  
 Ph. : +91-161-2225531-35 Fax : +91-161-2226929, 2608784 email : contact@iolcp.com Website : iolcp.com  
 Regd. Office: Village & Post Office Handiaya, Fatehgarh Channa Road, Barnala-148107, Punjab, India.  
 Works : Village Fatehgarh Channa, Mansa Road (Trident Complex) District - Barnala, 148101 State - Punjab, India.  
 Ph. : +91-1679 -285285-86, Fax : +91-1679-285292



## IOL CHEMICALS AND PHARMACEUTICALS LIMITED

### Consolidated Cash flow statement for the half year ended 30-Sep-2022

Particulars	For the half year ended 30-Sep-2022 ₹
<b>Cash flow from operating activities</b>	
<b>Profit before tax</b>	<b>68.73</b>
<b>Adjustments for:</b>	
Depreciation and amortisation expense	22.30
Unrealised foreign exchange (Gain)/Loss on foreign currency rate fluctuation	(1.02)
Net (Gain)/Loss on fair valuation of investments measured at fair value through profit or loss	(0.01)
Subsidy Income amortized	(0.03)
Interest income on financial assets carried at amortized cost net of rent amortized during the period	0.03
Liabilities no longer required written back	0.01
Net (Gain)/Loss on Property, plant and equipment sold	(0.05)
Loss on Property, plant and equipment discarded	0.11
Interest expense	6.89
Interest income	(8.79)
	<b>19.44</b>
<b>Operating profit before working capital changes</b>	<b>88.17</b>
Changes in working capital:	
Increase/(Decrease) in trade payables and other liabilities	(47.71)
Decrease/(Increase) in trade and other receivables	(55.51)
Decrease/(Increase) in inventories	58.27
	<b>(44.95)</b>
<b>Cash generated from operations</b>	<b>43.22</b>
Income tax paid (net)	(19.37)
<b>Net cash flow from/(used in) operating activities (A)</b>	<b>23.85</b>
<b>Cash flow from investing activities</b>	
Purchase of property, plant and equipment including intangible assets and Capital work in progress	(73.75)
Proceeds from sale of property, plant and equipment	1.12
Purchase of investment	(0.08)
Interest received	9.29
<b>Bank balances not considered as cash and cash equivalents:</b>	
Decrease in deposit with banks, having original maturity more than three months	16.94
Increase in deposit with banks, in earmarked accounts to the extent held as margin money against borrowings and other commitments	(5.10)
<b>Net cash flow from/(used in) investing activities (B)</b>	<b>(51.58)</b>
<b>Cash flow from financing activities</b>	
Proceeds/(Repayment) of current borrowings	44.51
Interest paid	(6.85)
Lease rent payments	(0.54)
<b>Net cash flow from/(used in) financing activities (C)</b>	<b>37.12</b>
<b>Net increase/(decrease) in cash and cash equivalents (A+B+C)</b>	<b>9.39</b>
Cash and cash equivalents at the beginning of the period	3.56
Cash and cash equivalents at the end of the period *	<b>12.95</b>
<b>* Comprises</b>	
Balances with banks in current account	12.41
Cash on hand	0.54
	<b>12.95</b>



Head Office : 85, Industrial Area 'A', Ludhiana. 141 003 (Punjab) India CIN - L24116PB1980PL007130  
 Ph. : +91-161-2225531-35 Fax : +91-161-2226929, 2608784 email : contact@iolcp.com Website : iolcp.com  
 Regd. Office: Village & Post Office Handiaya, Fatehgarh Channa Road, Barnala-148107, Punjab, India.  
 Works: Village Fatehgarh Channa, Mansa Road (Trident Complex) District - Barnala, 148101 State - Punjab, India.  
 Ph. : +91-1679 -285285-86, Fax : +91-1679-285292





## IOL CHEMICALS AND PHARMACEUTICALS LIMITED

### NOTES:

1. The above standalone and consolidated audited results have been reviewed by the Audit Committee and thereafter approved by the Board of Directors at their respective meetings held on 14<sup>th</sup> November 2022.
2. The financial results of the Company have been audited by the Statutory Auditors and prepared in accordance with the Indian Accounting Standards ("Ind AS") prescribed under Section 133 of the Companies Act, 2013 ("the Act") read with relevant rules thereunder and in terms of Regulation 33 of the SEBI (Listing Obligation and Disclosure Requirements) Regulation, 2015 as amended. The Statutory Auditors have expressed an unmodified opinion on these results.
3. Consolidated corresponding figures for the quarter and half year ended 30<sup>th</sup> September 2021 are not given, since the subsidiary companies viz. IOL- Foundation was incorporated in March 2022 and IOL Life Sciences Limited and IOL Speciality Chemicals Limited were incorporated in June 2022.
4. The Company has two reportable segments i.e. Pharmaceuticals and Chemicals.
5. The previous financial period figures have been regrouped/rearranged/restated wherever considered necessary.

By order of the Board  
IOL Chemicals and Pharmaceuticals Limited



Vikas Gupta  
Executive Director  
DIN: 07198109

Place: Ludhiana  
Date: 14<sup>th</sup> November 2022