




# IOI CHEMICALS AND PHARMACEUTICALS LIMITED

## UNAUDITED FINANCIAL RESULTS FOR THE QUARTER ENDED 30 SEPTEMBER 2015

Rs. in Lacs

Sr. No.	Particulars	Quarter Ended			Half Year Ended		Year ended
		(Unaudited)	(Unaudited)	(Unaudited)	(Unaudited)	(Unaudited)	(Audited)
		30.08.2015	30.06.2015	30.09.2014	30.09.2015	30.09.2014	31.03.2015
1	<b>Income from Operations</b>						
a	Net Sales / Income from operations (net of excise duty)	15814.19	13694.42	12124.05	29508.61	24210.30	38472.53
b	Other Operating Income	32.80	28.47	36.87	61.27	88.94	129.86
	<b>Total Income from Operations (net)</b>	<b>15846.99</b>	<b>13722.89</b>	<b>12160.92</b>	<b>29569.88</b>	<b>24279.24</b>	<b>38602.39</b>
2	<b>Expenses</b>						
a	Cost of materials consumed	12646.36	10499.87	9423.41	23146.23	17589.79	30085.22
b	Purchase of stock-in-trade	0.00	0.00	0.00	0.00	0.00	0.00
c	Changes in inventories of finished goods, work-in-progress and stock-in-trade	(579.76)	(3.14)	(290.86)	(582.90)	(997.11)	(2162.43)
d	Employee benefits expense	860.56	787.90	640.41	1648.46	1289.78	2471.85
e	Depreciation and amortisation expense	745.51	737.11	604.77	1482.62	1386.29	2891.05
f	Other expenditure	2096.30	2223.79	1700.47	4320.09	3242.71	6951.76
	<b>Total Expenses</b>	<b>15768.97</b>	<b>14246.53</b>	<b>12078.20</b>	<b>30014.60</b>	<b>22491.46</b>	<b>40237.45</b>
3	Profit from Operations before Other Income, finance cost and Exceptional Items (1-2)	78.02	(522.64)	82.72	(444.62)	1787.78	(1635.06)
4	Other Income	0.45	0.45	0.45	0.90	0.90	1.80
5	Profit from ordinary activities before finance cost and exceptional items (3+4)	78.47	(522.19)	83.17	(443.72)	1788.68	(1633.26)
6	Finance costs	1540.99	1453.74	1514.67	2994.73	3029.24	5910.54
7	Profit from ordinary activities after finance costs but before exceptional items (5-6)	(1462.52)	(1975.93)	(1431.40)	(3438.45)	(1240.56)	(7543.80)
8	Exceptional Items	0.00	0.00	0.00	0.00	0.00	0.00
9	Profit (+) / Loss (-) from ordinary activities before tax (7+8)	(1462.52)	(1975.93)	(1431.40)	(3438.45)	(1240.56)	(7543.80)
10	Tax Expense	(169.68)	(181.75)	(456.14)	(351.43)	(390.42)	(878.73)
11	Net Profit (+)/Loss (-) from ordinary activities after tax (9-10)	(1292.84)	(1794.18)	(975.26)	(3087.02)	(850.14)	(6665.07)
12	Extraordinary Item (net of tax expense)						
13	Net Profit (+)/Loss (-) for the period (11-12)	(1292.84)	(1794.18)	(975.26)	(3087.02)	(850.14)	(6665.07)
14	Paid-up equity share capital (Face value Rs.10/- Per Share)	5255.55	4995.55	3931.16	5255.55	3931.16	4765.55
15	Reserves excluding Revaluation Reserves as per balance sheet of previous accounting year						15355.96
16	Earning per share (before and after extraordinary item (Face value of Rs. 10/- each)						
	Basic (Weighted)	(2.51)	(3.72)	(2.88)	(6.23)	(2.46)	(16.72)
	Diluted (Weighted)	(2.40)	(3.44)	(2.88)	(5.84)	(2.46)	(16.63)
	Cash (Weighted)	(1.39)	(2.57)	(2.71)	(3.96)	0.42	(11.67)



Head Office : 85, Industrial Area 'A', Ludhiana. 141 003 (Ph.) India CIN - L24116PB1986PLC007030  
 Ph. : +91-161-2225531-35 Fax : +91-161-2226929, 2608784 email : contact@iolcp.com Website : iolcp.com  
 Regd. Office: Trident Complex, Raikot Road, Barnala - 148 101 (Ph.) India  
 Works: Village Fatehgarh Channa, Mansa Road (Trident Complex) District - Barnala, 148101 State - Punjab, INDIA.  
 Ph. : +91-1679 -285285-88, Fax : +91-1679-285292



# IOL CHEMICALS AND PHARMACEUTICALS LIMITED

## PART-II SELECT INFORMATION FOR THE PERIOD ENDED 30 SEPTEMBER 2015

Sr. No.	Particulars	Quarter Ended			Half year ended		Year Ended
		(Unaudited)	(Unaudited)	(Unaudited)	(Unaudited)	(Unaudited)	(Audited)
		30.09.2015	30.06.2015	30.09.2014	30.09.2015	30.09.2014	31.03.2015
<b>A</b>	<b>Particulars of Shareholding</b>						
1	Public Shareholding						
	-- No of Shares	30118536	27518536	16912325	30118536	16912325	25218536
	-Percentage of Shareholding	57.31	55.09	43.02	57.31	43.02	52.92
2	Promoters and promoter group Shareholding						
	a) Pledged/Encumbered						
	- Number of shares	-	-	-	-	-	-
	- Percentage of shares (as a % of the total shareholding of promoter and promoter group)	-	-	-	-	-	-
	- Percentage of shares ( as a % of the total share capital of the company)	-	-	-	-	-	-
	b) Non-encumbered						
	- Number of shares	22436966	22436966	22398266	22436966	22398266	22436966
	- Percentage of shares (as a % of the total shareholding of promoter and promoter group)	100.00	100.00	100.00	100.00	100.00	100.00
	- Percentage of shares ( as a % of the total share capital of the company)	42.69	44.91	56.98	42.69	56.98	47.08

B	Particulars	Quarter ended 30 September 2015	
	Investor Complaints		
1	Pending at the beginning of the quarter		NIL
2	Received during the quarter		NIL
3	Disposed of during the quarter		NIL
4	Remaining unresolved at the end of the quarter		NIL



Head Office : 85, Industrial Area 'A', Ludhiana. 141 003 (Pb.) India CIN - L24116PB1986PLC007030  
 Ph. : +91-161-2225531-35 Fax : +91-161-2226929, 2608784 email : contact@iolcp.com Website : iolcp.com  
 Regd. Office: Trident Complex, Raikot Road, Barnala - 148 101 (Pb.) India  
 Works: Village Fatehgarh Channa, Mansa Road (Trident Complex) District - Barnala, 148101 State - Punjab, INDIA.  
 Ph. : +91-1679 -285285-88, Fax : +91-1679-285292



# IOL CHEMICALS AND PHARMACEUTICALS LIMITED

## IOL CHEMICALS AND PHARMACEUTICALS LTD STATEMENT OF ASSETS AND LIABILITIES

Rs.in Lacs

S.NO.	PARTICULARS	As at 30.09.2016	As at 31.03.2015
		Unaudited	Audited
<b>A</b>	<b>EQUITY AND LIABILITIES</b>		
1	Shareholder's Funds		
	(a) Share Capital	5,255.55	4,765.55
	(b) Reserves and Surplus	13,150.93	15,355.96
	(c) Money received against share warrants	255.50	598.50
	Sub-total - Shareholder's funds	18,661.98	20,720.01
2	Non current liabilities		
	a) Long term borrowings	29,443.28	27,709.76
	b) Deferred tax liabilities (net)	-	38.33
	c) Other long term liabilities	381.42	808.88
	d) Long term provisions	35.09	29.77
	Sub-total Non-current liabilities	29,859.79	28,586.74
3	Current liabilities		
	a) Short term borrowings	13,694.99	12,044.33
	b) Trade payables	12,142.79	7,024.83
	c) Other current liabilities	2,357.21	1,781.12
	d) Short term provisions	6.81	3.65
	Sub-total Current liabilities	28,201.80	20,853.93
	<b>TOTAL EQUITY AND LIABILITIES</b>	<b>76,723.57</b>	<b>70,160.68</b>
<b>B</b>	<b>ASSETS</b>		
1	Non-current assets		
	(a) Fixed assets including CWIP	40,703.69	40,702.84
	(b) Non-current investments	4.00	4.00
	(c) Deferred tax assets (net)	406.05	-
	(d) Long term loans and advances	996.64	1,076.22
	(e) Other non-current assets	634.32	29.00
	sub-total non-current assets	42,744.70	41,812.06
2	Current assets		
	(a) Current investments	5.00	1.00
	(b) Inventories	21,797.73	21,342.43
	(c) Trade receivables	7,977.09	3,267.19
	(d) Cash and cash equivalents	1,403.48	1,270.12
	(e) Short-term loans and advances	2,795.57	2,467.88
	(f) Other current assets	-	-
	sub-total current assets	33,978.87	28,348.62
	<b>TOTAL ASSETS</b>	<b>76,723.57</b>	<b>70,160.68</b>



Head Office : 85, Industrial Area 'A', Ludhiana. 141 003 (Pb.) India CIN - L24116PB1986PLC007030  
 Ph. : +91-161-2225531-35 Fax : +91-161-2226929, 2608784 email : contact@iolcp.com Website : iolcp.com  
 Regd. Office : Trident Complex, Raikot Road, Barnala - 148 101 (Pb.) India  
 Works : Village Fatehgarh Channa, Mansa Road (Trident Complex) District - Barnala, 148101 State - Punjab, INDIA.  
 Ph. : +91-1679 -285285-88, Fax : +91-1679-285292



# IOL CHEMICALS AND PHARMACEUTICALS LIMITED

## Segment wise Revenue, Results and Capital Employed, under clause 41 of the Listing Agreement

Rs. in Lacs

Particulars	Quarter ended			Half year ended		Year Ended
	Unaudited	Unaudited	Unaudited	Unaudited	Unaudited	Audited
	30.09.2015	30.06.2015	30.09.2014	30.09.2015	30.09.2014	31.03.2015
<b>1. Segment Revenue</b>						
(Net sale/income)						
- Chemicals	9785.58	8369.25	8471.54	18154.83	16373.26	24648.58
- Drugs	8478.69	7562.68	5754.98	16031.37	11806.35	21092.56
- Unallocated	67.68	41.16	18.49	108.85	71.12	258.89
<b>Total</b>	<b>18331.96</b>	<b>15963.09</b>	<b>14245.01</b>	<b>34295.05</b>	<b>28250.73</b>	<b>45998.03</b>
Less: Inter segment revenue	2484.97	2240.20	2084.09	4725.17	3971.49	7395.64
<b>Net sales/income from operations</b>	<b>15846.99</b>	<b>13722.89</b>	<b>12160.92</b>	<b>29569.88</b>	<b>24279.24</b>	<b>38602.39</b>
<b>2. Segment Results</b>						
Profit(+)/(loss)(-) before tax and interest						
from each segment)						
- Chemicals	(1620.27)	(1712.72)	(954.61)	(3332.99)	(1067.86)	(5045.31)
- Drugs	1637.97	1184.51	1006.28	2822.48	2788.31	3182.53
<b>Total</b>	<b>17.70</b>	<b>(528.21)</b>	<b>53.67</b>	<b>(510.51)</b>	<b>1720.45</b>	<b>(1862.78)</b>
Less: Interest	1540.99	1453.74	1514.57	2994.73	3028.24	5910.54
Less: Other un-allocable expenditure net of unallocable income	(60.77)	(6.02)	(29.50)	(66.79)	(68.23)	(229.52)
<b>Total Profit(+)/(loss) (-) before tax &amp; Extraordinary Items</b>	<b>(1462.52)</b>	<b>(1975.93)</b>	<b>(1431.40)</b>	<b>(3438.45)</b>	<b>(1240.56)</b>	<b>(7543.80)</b>
<b>3. Capital Employed</b>						
(Segment assets - Segment Liabilities)						
- Chemicals	4273.39	5082.23	6086.23	4273.39	8086.23	8750.54
- Drugs	12944.42	13181.88	12651.80	12944.42	12851.80	11040.72
- Unallocated	1038.12	1174.92	1584.10	1038.12	1584.10	967.07
<b>Total</b>	<b>18255.93</b>	<b>19408.83</b>	<b>22302.13</b>	<b>18255.93</b>	<b>22302.13</b>	<b>20758.33</b>

- NOTES:
- During the quarter the Company has received approval from US Food and Drug Administration (USFDA), for its Ibuprofen manufacturing facilities situated at Barnala, Punjab. This will facilitate the Company to expand its market to US.
  - Ibuprofen De-bottlenecking/ Re-engineering project is in advance stage of implementation and expected to be completed during the current quarter. This will result in increase in capacity of Ibuprofen plant from 6000 TPA to 6200 TPA.
  - During the quarter ended 30th September 2015, the Company has allotted 26,00,000 equity shares of ₹10/- each at a premium of ₹18/- per share and during the current quarter, Company has allotted 20,25,000 equity shares of ₹10/- each at a premium of ₹18/- per share to the non promoter, on exercise of the option attached with warrants allotted on 04 July 2014. The paid up capital of the company increased to 5,45,80,502 equity shares of ₹10/- each.
  - The above results have been reviewed by the Audit & Risk Management Committee and were considered and approved by the Board of the Directors at their meeting held on 30 October 2015.
  - Limited review of the above unaudited financial results of the Company in term of Clause 41 of the Listing Agreement has been carried out by the Statutory Auditors of the Company.
  - Previous period's figures have been regrouped/ reclassified wherever necessary.

By order of the Board  
For IOL Chemicals and Pharmaceuticals Limited

sd/-  
Vijay Kumar Garg  
Joint Managing Director  
IOL/DIN: 06510248

Place: Ludhiana  
Date: 30 October 2015

Head Office : 85, Industrial Area 'A', Ludhiana. 141 003 (Pb.) India CIN - L24116PB1986PLC007030  
Ph. : +91-161-2225531-35 Fax : +91-161-2226929, 2608784 email : contact@iolcp.com Website : iolcp.com  
Regd. Office : Trident Complex, Raikot Road, Barnala - 148 101 (Pb.) India  
Works : Village Fatehgarh Channa, Mansa Road (Trident Complex) District - Barnala, 148101 State - Punjab, INDIA.  
Ph. : +91-1679-285285-88, Fax : +91-1679-285292

**REVIEW REPORT**

To  
The Board of Directors,  
IOL Chemicals and Pharmaceuticals Limited  
Ludhiana

**Introduction**

We have reviewed the accompanying statement of unaudited financial results of IOL Chemicals and Pharmaceuticals Limited (the Company) for the quarter and six months ended 30<sup>th</sup> September, 2015 except for the disclosure regarding 'Public Shareholding' and 'Promoter and Promoter Group Shareholding' which have been traced from disclosures made by the management and have not been reviewed by us. This statement is the responsibility of the Company's Management and has been approved by the Board of Directors. Our responsibility is to express a conclusion on this statement based on our review.

**Scope of Review**


We conducted our review in accordance with the Standard on Review Engagements (SRE) 2410, "Review of Interim Financial Information performed by the Independent Auditor of the Entity" issued by the Institute of Chartered Accountants of India. A review of interim financial information consists of making enquiries, primarily of persons responsible for financial and accounting matters, and applying analytical and other review procedures. A review is substantially less in scope than an audit conducted in accordance with Standards on Auditing and consequently does not enable us to obtain assurance that we could become aware of all significant matters that might be identified in an audit. Accordingly, we do not express an audit opinion.

**Conclusion**

Based on our review conducted as above, nothing has come to our attention that causes us to believe that the accompanying statement of unaudited financial results prepared in accordance with applicable Accounting Standards and other recognized accounting practices and policies, has not disclosed the information required to be disclosed in terms of Clause 41 of the Listing Agreement including the manner in which it is to be disclosed, or that it contains any material misstatement.


**CERTIFIED TO BE TRUE COPY**

For IOL Chemicals and Pharmaceuticals Limited

  
Kishan Singla  
Vice President & Company Secretary

Place: Ludhiana  
Date: 30<sup>th</sup> Oct, 2015

For S.C. Vasudeva & Co.  
Chartered Accountants  
FRN- 000235N



  
(Sanjiv Mohan)  
Partner  
M. No. 086066