



## IOL CHEMICALS AND PHARMACEUTICALS LIMITED

<b>National Stock Exchange of India Ltd.</b> Exchange Plaza, Plot no. C/1, G Block, Bandra-Kurla Complex, Bandra (E) Mumbai - 400 051	<b>BSE Limited</b> Phiroze Jeejeebhoy Towers, Dalal Street Mumbai- 400 001
<b>Security Symbol: IOLCP</b>	<b>Security Code: 524164</b>

IOLCP/CGC/2020  
11 February 2020

**Subject: Submission of newspaper publication of audited financial results for the quarter and nine months ended 31 December 2019**

Dear Sir,

Pursuant to the provisions of the SEBI (Listing Obligations and Disclosure Requirements) Regulations, 2015, we are enclosing herewith copies of the newspaper publication of audited financial results for the quarter and nine months ended 31 December 2019 published in Economic Times, Business Standard, Financial Express and Punjabi Jagran on 11 February 2020.

This is for your information and records.

Thanking You,

Yours faithfully,  
For IOL Chemicals and Pharmaceuticals Limited

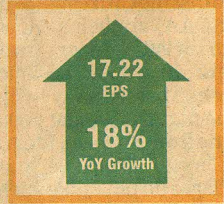
Abhay Raj Singh  
AVP & Company Secretary





## IOL Chemicals and Pharmaceuticals Limited

**KEY HIGHLIGHTS OF RESULTS**



### EXTRACT OF AUDITED FINANCIAL RESULTS FOR THE QUARTER AND NINE MONTHS ENDED 31 DECEMBER 2019

(Rs. in Crore)

Sr. No.	Particulars	Quarter ended			Nine Months Ended		Year ended
		31.12.2019	30.09.2019	31.12.2018	31.12.2019	31.12.2018	31.03.2019
		(Audited)	(Audited)	(Unaudited)	(Audited)	(Unaudited)	(Audited)
1	Total Income from operations	515.21	452.35	479.14	1463.68	1,271.21	1,695.70
2	Net Profit for the period (before tax, exceptional and/or extraordinary items)	150.76	121.38	115.13	403.16	193.63	336.15
3	Net Profit for the period before tax (after exceptional and/or extraordinary items)	150.76	121.38	115.13	403.16	193.63	336.15
4	Net Profit for the period after tax (after exceptional and/or extraordinary items)	98.01	87.70	82.24	271.03	135.05	236.70
5	Total Comprehensive income for the period after tax	98.10	86.32	82.24	269.74	135.05	235.30
6	Equity share capital	56.89	56.89	56.21	56.89	56.21	56.89
7	Other equity (Reserves excluding revaluation reserve)						417.46
8	Earning per share (of Rs.10/- each) (for continuing and discontinued operations) (not annualised except for year ended 31.03.2019)						
	Basic (Rs.)	17.22	15.42	14.63	47.64	24.03	42.11
	Diluted (Rs.)	17.22	15.42	14.63	47.64	24.03	42.11

**Notes:**

- The above is an extract of the detailed format of audited financial results for the quarter and nine months ended 31 December 2019 filed with the Stock Exchanges under Regulation 33 of the SEBI (Listing and Other Disclosure Requirements) Regulations, 2015. The full format of these financial results is available on the Stock Exchange websites i.e. [www.bseindia.com](http://www.bseindia.com) & [www.nseindia.com](http://www.nseindia.com) and Company's website [www.iolcp.com](http://www.iolcp.com).
- The above results have been reviewed by the Audit & Risk Management Committee and thereafter approved by the Board of Directors in their respective meetings held on 10 February 2020.
- The financial results for the quarter / nine months ended 31 December 2019 have been audited by the Statutory Auditors and expressed their unmodified reports thereon, whereas the results for the corresponding quarter / nine months ended 31 December 2018 were subjected to limited review by the auditors.
- The Company has adopted Ind AS 116 'Leases' effective 01 April 2019 (transition date), and applied the standard to its Leases using the modified retrospective approach. Accordingly, the comparatives have not been retrospectively adjusted. This has resulted in recognizing a Right-of-use assets and corresponding Lease Liability of Rs.4.16 Crore and its application did not have any material impact on the financial results of the Company.
- The previous financial period figures have been regrouped/rearranged/restated wherever considered necessary.

By order of the Board  
For IOL Chemicals and Pharmaceuticals Limited

Sd/-  
Vijay Garg

Joint Managing Director

DIN: 06510248

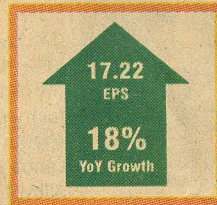
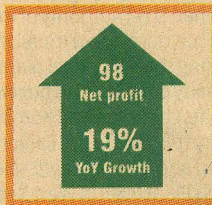

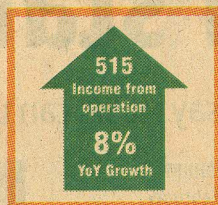
Place: Ludhiana  
Date: 10 February 2020

CIN: L24116PB1986PLC007030, Regd. Office: Trident Complex, Raikot Road, Barnala-148101, Punjab  
Ph. +91-1679-244701-07, Fax: +91-1679-244708, E-mail: [contact@iolcp.com](mailto:contact@iolcp.com), [www.iolcp.com](http://www.iolcp.com)



## IOL Chemicals and Pharmaceuticals Limited

**KEY HIGHLIGHTS OF RESULTS**



**EXTRACT OF AUDITED FINANCIAL RESULTS FOR THE QUARTER AND NINE MONTHS ENDED 31 DECEMBER 2019**  
(Rs. in Crore)

Sr. No.	Particulars	Quarter ended			Nine Months Ended		Year ended
		31.12.2019	30.09.2019	31.12.2018	31.12.2019	31.12.2018	31.03.2019
		(Audited)	(Audited)	(Unaudited)	(Audited)	(Unaudited)	(Audited)
1	Total Income from operations	515.21	452.35	479.14	1463.68	1,271.21	1,695.70
2	Net Profit for the period (before tax, exceptional and/or extraordinary items)	150.76	121.38	115.13	403.16	193.63	336.15
3	Net Profit for the period before tax (after exceptional and/or extraordinary items)	150.76	121.38	115.13	403.16	193.63	336.15
4	Net Profit for the period after tax (after exceptional and/or extraordinary items)	98.01	87.70	82.24	271.03	135.05	236.70
5	Total Comprehensive income for the period after tax	98.10	86.32	82.24	269.74	135.05	235.30
6	Equity share capital	56.89	56.89	56.21	56.89	56.21	56.89
7	Other equity (Reserves excluding revaluation reserve)						417.46
8	Earning per share (of Rs.10/- each) (for continuing and discontinued operations) (not annualised except for year ended 31.03.2019)						
	Basic (Rs.)	17.22	15.42	14.63	47.64	24.03	42.11
	Diluted (Rs.)	17.22	15.42	14.63	47.64	24.03	42.11

- Notes:**
- The above is an extract of the detailed format of audited financial results for the quarter and nine months ended 31 December 2019 filed with the Stock Exchanges under Regulation 33 of the SEBI (Listing and Other Disclosure Requirements) Regulations, 2015. The full format of these financial results is available on the Stock Exchange websites i.e. [www.bseindia.com](http://www.bseindia.com) & [www.nseindia.com](http://www.nseindia.com) and Company's website [www.iolcp.com](http://www.iolcp.com).
  - The above results have been reviewed by the Audit & Risk Management Committee and thereafter approved by the Board of Directors in their respective meetings held on 10 February 2020.
  - The financial results for the quarter / nine months ended 31 December 2019 have been audited by the Statutory Auditors and expressed their unmodified reports thereon, whereas the results for the corresponding quarter / nine months ended 31 December 2018 were subjected to limited review by the auditors.
  - The Company has adopted Ind AS 116 'Leases' effective 01 April 2019 (transition date), and applied the standard to its Leases using the modified retrospective approach. Accordingly, the comparatives have not been retrospectively adjusted. This has resulted in recognizing a Right-of-use assets and corresponding Lease Liability of Rs.4.16 Crore and its application did not have any material impact on the financial results of the Company.
  - The previous financial period figures have been regrouped/rearranged/restated wherever considered necessary.

**By order of the Board**  
**For IOL Chemicals and Pharmaceuticals Limited**

Sd/-

**Vijay Garg**  
**Joint Managing Director**

DIN: 06510248

Place: Ludhiana


Date: 10 February 2020

CIN: L24116PB1986PLC007030, Regd. Office: Trident Complex, Raikot Road, Barnala-148101, Punjab  
Ph. +91-1679-244701-07, Fax: +91-1679-244708, E-mail: [contact@iolcp.com](mailto:contact@iolcp.com), [www.iolcp.com](http://www.iolcp.com)



## IOL Chemicals and Pharmaceuticals Limited

### KEY HIGHLIGHTS OF RESULTS



### EXTRACT OF AUDITED FINANCIAL RESULTS FOR THE QUARTER AND NINE MONTHS ENDED 31 DECEMBER 2019

(Rs. in Crore)

Sr. No.	Particulars	Quarter ended			Nine Months Ended		Year ended
		31.12.2019	30.09.2019	31.12.2018	31.12.2019	31.12.2018	31.03.2019
		(Audited)	(Audited)	(Unaudited)	(Audited)	(Unaudited)	(Audited)
1	Total Income from operations	515.21	452.35	479.14	1463.68	1,271.21	1,695.70
2	Net Profit for the period (before tax, exceptional and/or extraordinary items)	150.76	121.38	115.13	403.16	193.63	336.15
3	Net Profit for the period before tax (after exceptional and/or extraordinary items)	150.76	121.38	115.13	403.16	193.63	336.15
4	Net Profit for the period after tax (after exceptional and/or extraordinary items)	98.01	87.70	82.24	271.03	135.05	236.70
5	Total Comprehensive income for the period after tax	98.10	86.32	82.24	269.74	135.05	235.30
6	Equity share capital	56.89	56.89	56.21	56.89	56.21	56.89
7	Other equity (Reserves excluding revaluation reserve)						417.46
8	Earning per share (of Rs.10/- each) (for continuing and discontinued operations) (not annualised except for year ended 31.03.2019)						
	Basic (Rs.)	17.22	15.42	14.63	47.64	24.03	42.11
	Diluted (Rs.)	17.22	15.42	14.63	47.64	24.03	42.11

#### Notes:

- The above is an extract of the detailed format of audited financial results for the quarter and nine months ended 31 December 2019 filed with the Stock Exchanges under Regulation 33 of the SEBI (Listing and Other Disclosure Requirements) Regulations, 2015. The full format of these financial results is available on the Stock Exchange websites i.e. [www.bseindia.com](http://www.bseindia.com) & [www.nseindia.com](http://www.nseindia.com) and Company's website [www.iolcp.com](http://www.iolcp.com).
- The above results have been reviewed by the Audit & Risk Management Committee and thereafter approved by the Board of Directors in their respective meetings held on 10 February 2020.
- The financial results for the quarter / nine months ended 31 December 2019 have been audited by the Statutory Auditors and expressed their unmodified reports thereon, whereas the results for the corresponding quarter / nine months ended 31 December 2018 were subjected to limited review by the auditors.
- The Company has adopted Ind AS 116 'Leases' effective 01 April 2019 (transition date), and applied the standard to its Leases using the modified retrospective approach. Accordingly, the comparatives have not been retrospectively adjusted. This has resulted in recognizing a Right-of-use assets and corresponding Lease Liability of Rs.4.16 Crore and its application did not have any material impact on the financial results of the Company.
- The previous financial period figures have been regrouped/rearranged/restated wherever considered necessary.

By order of the Board  
For IOL Chemicals and Pharmaceuticals Limited

Sd/-

Vijay Garg

Joint Managing Director

DIN: 06510248

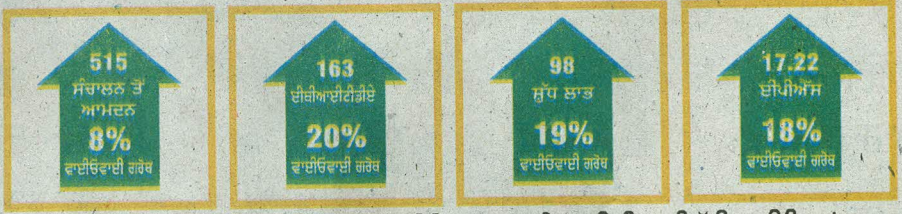
Place: Ludhiana  
Date: 10 February 2020

CIN: L24116PB1986PLC007030, Regd. Office: Trident Complex, Raikot Road, Barnala-148101, Punjab  
Ph. +91-1679-244701-07, Fax: +91-1679-244708, E-mail: [contact@iolcp.com](mailto:contact@iolcp.com), [www.iolcp.com](http://www.iolcp.com)



**ਆਈਓਐਲ ਕੈਮੀਕਲਜ਼ ਐਂਡ ਫਾਰਮਾਸਿਊਟੀਕਲਜ਼ ਲਿਮਿਟਡ**

ਨਤੀਜਿਆਂ ਦੀਆਂ ਮੁੱਖ ਝਲਕੀਆਂ



ਮਿਤੀ 31 ਦਸੰਬਰ, 2019 ਨੂੰ ਖਤਮ ਹੋਈ ਤਿਮਾਹੀ ਅਤੇ ਨੌਂ ਮਹੀਨਿਆਂ ਵਾਸਤੇ ਆਡਿਟਿਡ ਵਿੱਤੀ ਨਤੀਜਿਆਂ ਦਾ ਸਾਰ (ਰੁ. ਕਰੋੜ 'ਚ)

ਲੜੀ ਨੰ.	ਵੇਰਵੇ	ਖ਼ਤਮ ਹੋਈ ਤਿਮਾਹੀ			ਖ਼ਤਮ ਹੋਏ ਨੌਂ ਮਹੀਨੇ		ਖ਼ਤਮ ਹੋਇਆ ਸਾਲ
		31.12.2019	30.09.2019	31.12.2018	31.12.2019	31.12.2018	31.03.2019
		(ਆਡਿਟਿਡ)	(ਆਡਿਟਿਡ)	(ਅਣਆਡਿਟਿਡ)	(ਆਡਿਟਿਡ)	(ਅਣਆਡਿਟਿਡ)	(ਆਡਿਟਿਡ)
1	ਆਪਰੇਸ਼ਨਜ਼ ਤੋਂ ਕੁੱਲ ਆਮਦਨ	515.21	452.35	479.14	1463.68	1,271.21	1,695.70
2	ਅਰਜੇ ਲਈ ਸ਼ੁੱਧ ਲਾਭ (ਟੈਕਸ ਤੋਂ ਪਹਿਲਾਂ, ਐਕਸੈਪਸ਼ਨਲ ਅਤੇ/ਜਾਂ ਵਿਸ਼ੇਸ਼ ਆਈਟਮਾਂ)	150.76	121.38	115.13	403.16	193.63	336.15
3	ਟੈਕਸ ਤੋਂ ਪਹਿਲਾਂ ਅਰਜੇ ਵਾਸਤੇ ਸ਼ੁੱਧ ਲਾਭ (ਐਕਸੈਪਸ਼ਨਲ ਅਤੇ/ਜਾਂ ਵਿਸ਼ੇਸ਼ ਆਈਟਮਾਂ ਤੋਂ ਬਾਅਦ)	150.76	121.38	115.13	403.16	193.63	336.15
4	ਟੈਕਸ ਪਿੱਛੋਂ ਅਰਜੇ ਵਾਸਤੇ ਸ਼ੁੱਧ ਲਾਭ (ਐਕਸੈਪਸ਼ਨਲ ਅਤੇ/ਜਾਂ ਵਿਸ਼ੇਸ਼ ਆਈਟਮਾਂ ਤੋਂ ਬਾਅਦ)	98.01	87.70	82.24	271.03	135.05	236.70
5	ਇਸ ਪਿੱਛੋਂ ਅਰਜੇ ਵਾਸਤੇ ਕੁੱਲ ਸੰਖੇਪ ਆਮਦਨ	98.10	86.32	82.24	269.74	135.05	235.30
6	ਇਕੁਇਟੀ ਸ਼ੇਅਰ ਕੈਪੀਟਲ	56.89	56.89	56.21	56.89	56.21	56.89
7	ਹੋਰ ਇਕੁਇਟੀ (ਰਾਖਵਿਆਂ ਨੂੰ ਛੱਡ ਕੇ ਮੁੜ ਮੁਲਾਂਕਣ ਰਾਖਵਾਂ)						417.46
8	ਪ੍ਰਤੀ ਸ਼ੇਅਰ ਆਮਦਨ (ਰੁ. 10/- ਹਰੇਕ ਦਾ) (ਚਾਲੂ ਅਤੇ ਅਣ-ਚਾਲੂ ਆਪਰੇਸ਼ਨ ਸਮੇਤ) (ਮਿਤੀ 31.03.2019 ਨੂੰ ਖਤਮ ਹੋਏ ਸਾਲ ਲਈ ਸਿਵਾਏ ਸਾਲਾਨਾ ਨਹੀਂ)						
	ਬੇਸਿਕ (ਰੁਪਏ)	17.22	15.42	14.63	47.64	24.03	42.11
	ਡਿਲੂਟਿਡ (ਰੁਪਏ)	17.22	15.42	14.63	47.64	24.03	42.11

**ਟਿੱਪਣੀਆਂ :**

1. ਉਪਰੋਕਤ ਐਸਈਬੀਆਈ (ਲਿਸਟਿੰਗ ਅਤੇ ਡਿਸਕਲੋਜ਼ਰ ਰਿਗੂਲੇਸ਼ਨਜ਼) ਰੈਗੂਲੇਸ਼ਨਜ਼, 2015 ਦੇ ਰੈਗੂਲੇਸ਼ਨ 33 ਅਧੀਨ ਸਟਾਕ ਐਕਸਚੇਂਜ ਕੋਲ ਭੇਜੇ ਗਏ ਮਿਤੀ 31 ਦਸੰਬਰ, 2019 ਨੂੰ ਖ਼ਤਮ ਹੋਈ ਤਿਮਾਹੀ ਅਤੇ ਨੌਂ ਮਹੀਨਿਆਂ ਦੇ ਆਡਿਟਿਡ ਵਿੱਤੀ ਨਤੀਜਿਆਂ ਦੇ ਵਿਸਥਾਰਿਤ ਫਾਰਮੈਟ ਦਾ ਇੱਕਸਾਰ ਹੈ। ਇਨ੍ਹਾਂ ਵਿੱਤੀ ਨਤੀਜਿਆਂ ਦਾ ਪੂਰਾ ਫਾਰਮੈਟ ਸਟਾਕ ਐਕਸਚੇਂਜ ਦੀਆਂ ਵੈੱਬਸਾਈਟਾਂ ਅਰਥਾਤ [www.bseindia.com](http://www.bseindia.com) ਅਤੇ [www.nseindia.com](http://www.nseindia.com) ਅਤੇ ਕੰਪਨੀ ਦੀ ਵੈੱਬਸਾਈਟ [www.iolcp.com](http://www.iolcp.com) ਉੱਪਰ ਉਪਲਬਧ ਹੈ।
2. ਉਕਤ ਨਤੀਜਿਆਂ ਦਾ ਆਡਿਟ ਐਂਡ ਰਿਸਕ ਮੈਨੇਜਮੈਂਟ ਕਮੇਟੀ ਦੁਆਰਾ ਰੀਵਿਊ ਕੀਤਾ ਜਾ ਚੁੱਕਾ ਹੈ ਅਤੇ ਬਾਅਦ 'ਚ ਮਿਤੀ 10 ਫਰਵਰੀ, 2020 ਨੂੰ ਨਿਰਦੇਸ਼ਕਾਂ ਦੇ ਬੋਰਡ ਦੀ ਹੋਈ ਆਪਣੀ ਮੀਟਿੰਗ ਵਿੱਚ ਪ੍ਰਵਾਨ ਕੀਤੇ ਗਏ ਹਨ।
3. ਮਿਤੀ 31 ਦਸੰਬਰ, 2019 ਨੂੰ ਖ਼ਤਮ ਹੋਈ ਤਿਮਾਹੀ/ਨੌਂ ਮਹੀਨਿਆਂ ਲਈ ਵਿੱਤੀ ਨਤੀਜਿਆਂ ਦਾ ਵਿਧਾਨਿਕ ਆਡੀਟਰਾਂ ਦੁਆਰਾ ਆਡਿਟਿਡ ਕੀਤਾ ਗਿਆ ਹੈ ਅਤੇ ਇਸ ਉੱਪਰ ਆਪਣੀਆਂ ਅਣ-ਸੋਧਿਤ ਰਿਪੋਰਟਾਂ ਨੂੰ ਪੇਸ਼ ਕੀਤਾ ਹੈ, ਜਦਕਿ ਮਿਤੀ 31 ਦਸੰਬਰ, 2018 ਨੂੰ ਖ਼ਤਮ ਹੋਈ ਵਿਹਾਰਕ ਤਿਮਾਹੀ/ਨੌਂ ਮਹੀਨਿਆਂ ਵਾਸਤੇ ਨਤੀਜਿਆਂ ਨੂੰ ਆਡੀਟਰਾਂ ਦੁਆਰਾ ਸੀਮਤ ਰੀਵਿਊ ਦਾ ਵਿਸ਼ਾ ਬਣਾਇਆ ਗਿਆ ਹੈ।
4. ਮਿਤੀ 01 ਅਪ੍ਰੈਲ 2019 ਤੋਂ ਪ੍ਰਭਾਵੀ, ਕੰਪਨੀ ਨੇ ਆਈ ਐਨ ਡੀ ਏ ਐਸ 116 "ਲੀਜ਼" ਨੂੰ ਅਪਣਾਇਆ ਹੈ ਅਤੇ ਸੋਧ ਕੀਤੀ ਪਿਛੋਕੜ ਵਾਲੀ ਪਹੁੰਚ ਦੀ ਵਰਤੋਂ ਕਰਦਿਆਂ ਪੱਟਿਆਂ ਦੇ ਮਾਪਦੰਡ ਲਈ ਬਿਨੈ ਕੀਤਾ ਹੈ। ਪਿਛੋਕੜ ਨਾਲ ਤੁਲਨਾ ਨੂੰ ਸਮਾਯੋਜਿਤ ਨਹੀਂ ਕੀਤਾ ਗਿਆ ਹੈ। ਨਤੀਜਨ ਵਰਤੋਂ ਦੀਆਂ ਜਾਇਦਾਦਾਂ ਦੇ ਅਧਿਕਾਰ ਨੂੰ ਮਾਨਤਾ ਦਿੱਤੀ ਗਈ ਹੈ ਅਤੇ ਰੁਪਏ 4.16 ਕਰੋੜ ਦੀ ਵਿਹਾਰਕ ਲੀਜ਼ ਦੀ ਦੇਵਦਾਰੀ ਹੈ ਅਤੇ ਇਸ ਅਰਜੀ ਦਾ ਕੰਪਨੀ ਦੇ ਵਿੱਤੀ ਨਤੀਜਿਆਂ ਉੱਪਰ ਕੋਈ ਪਦਾਰਥਿਕ ਪ੍ਰਭਾਵ ਨਹੀਂ ਪਿਆ ਹੈ।
5. ਪਿਛਲੇ ਵਿੱਤੀ ਅਰਜੇ ਵਾਸਤੇ ਅੰਕੜਿਆਂ ਨੂੰ ਰੀਗਰਪੰਡ/ਰੀਅਰੇਜਡ/ਰੀਸਟੇਟਡ ਕੀਤਾ ਗਿਆ ਹੈ, ਜਿੱਥੇ ਲਾਜ਼ਮੀ ਸਮਝਿਆ ਗਿਆ ਹੈ।

ਬਾ-ਹੁਕਮ ਬੋਰਡ

ਵਾਸਤੇ ਆਈਓਐਲ ਕੈਮੀਕਲਜ਼ ਐਂਡ ਫਾਰਮਾਸਿਊਟੀਕਲਜ਼ ਲਿਮਿਟਡ

ਸਹੀ/-

ਵਿਜੇ ਗਰਗ,

ਜਾਇੰਟ ਮੈਨੇਜਿੰਗ ਡਾਇਰੈਕਟਰ

ਡੀਆਈਐਨ : 06510248

ਸਥਾਨ : ਲੁਧਿਆਣਾ  
ਮਿਤੀ : 10 ਫਰਵਰੀ, 2020

CIN: L24116PB1986PLC007030, ਰਜਿ. ਆਫਿਸ : ਫਾਈਡਿੰਟ ਕੰਪਲੈਕਸ, ਰਾਏਕੋਟ ਰੋਡ, ਬਰਨਾਲਾ-148101, ਪੰਜਾਬ  
ਫੋਨ : +91-1679-244701-07, ਫੈਕਸ : +91-1679-244708, ਈ-ਮੇਲ : [contact@iolcp.com](mailto:contact@iolcp.com), [www.iolcp.com](http://www.iolcp.com)