




# IOL CHEMICALS AND PHARMACEUTICALS LIMITED

## (1) (a) Statement showing Shareholding Pattern

<b>Name of the Company: IOL Chemicals and Pharmaceuticals Limited</b>			
<b>Scrip Code, Name of the scrip, class of security: IOLCP, Equity Shares</b>			
<b>As on 31 March 2015</b>			
<b>Partly paid-up shares:-</b>	<b>No. of partly paid-up shares</b>	<b>As a % of total no. of partly paid-up Shares</b>	<b>As a % of total no. of shares of the company</b>
Held by promoter/promoter group	NIL	NIL	NIL
Held by public	NIL	NIL	NIL
<b>Total</b>	<b>NIL</b>	<b>NIL</b>	<b>NIL</b>
<b>Outstanding convertible securities:-</b>	<b>No. of outstanding securities</b>	<b>As a % of total no. of Outstanding convertible securities</b>	<b>As a % of total no. of shares of the company, assuming full conversion of convertible securities</b>
Held by promoter/promoter group	NIL	NIL	NIL
Held by public	NIL	NIL	NIL
<b>Total</b>	<b>NIL</b>	<b>NIL</b>	<b>NIL</b>
<b>Warrants:-</b>	<b>No. of Warrants</b>	<b>As a % of total no. of Warrants</b>	<b>As a % of total no. of shares of the company, assuming full conversion of Warrants</b>
Held by promoter/promoter group	NIL	NIL	NIL
Held by public	85,50,000 warrants	100%	15.21%
<b>Total</b>	<b>NIL</b>	<b>NIL</b>	<b>NIL</b>
<b>Total paid-up capital of the company, assuming full conversion of warrants and convertible securities</b>	5,62,05,502 (4,76,55,502 + 85,50,000)		




Head Office : 85, Industrial Area 'A', Ludhiana. 141 003 (Pb.) India CIN - L24116PB1986PLC007030  
Ph. : +91-161-2225531-35 Fax : +91-161-2226929, 2608784 email : contact@iolcp.com Website : iolcp.com  
Regd. Office : Trident Complex, Raikot Road, Barnala - 148 101 (Pb.) India  
Works : Trident Complex, Mansa Road, Vill Fatehgarh Channa, Barnala-148101. (Pb.) India  
Ph. : +91-1679 -285285-86, Fax : +91-1679-285292

**SHAREHOLDING PATTERN**  
**“(I)(a) Statement showing Shareholding Pattern**


Name of the Company: IOL Chemicals and Pharmaceuticals Limited  
Scrip Code: 524164 - BSE Limited  
Scrip Code: IOLCP - National Stock Exchange

Quarter ended: as on 31 March 2015

Category code	Category of shareholder	Number of shareholders	Total number of shares	Number of shares held in dematerialized form	Total shareholding as a percentage of total number of shares		Shares pledged or otherwise encumbered	
					As a percentage of (A+B)	As a percentage of (A+B+C)	Number of shares	As a percentage
(I)	(II)	(III)	(IV)	(V)	(VI)	(VII)	(VIII)	(IX)= (VIII)/(IV)* 100
(A)	<b>Promoter and Promoter Group</b>							
	<b>1 Indian</b>							
(a)	Individuals/ Hindu Undivided Family	1	1196965	1196965	2.51	2.51	0	0.00%
(b)	Central Government/State Government(s)							
(c)	Bodies Corporate	4	21240001	21240001	44.57	44.57	0	0.00%
(d)	Financial Institutions/Banks							
(e)	Any Other(specify)							
	<b>Sub-Total (A)(1)</b>	<b>5</b>	<b>22436966</b>	<b>22436966</b>	<b>47.08</b>	<b>47.08</b>	<b>0</b>	<b>0.00%</b>
	<b>2 Foreign</b>							
(a)	Individuals (Non-Resident Individuals/ Foreign Individuals)							
(b)	Bodies Corporate							
(c)	Institutions							
(d)	Qualified Foreign Investor							
(e)	Any Other (specify)							
	<b>Sub-Total (A)(2)</b>							
	<b>Total Shareholding of Promoters and Promoters group (A)= (A)(1)+(A)(2)</b>	<b>5</b>	<b>22436966</b>	<b>22436966</b>	<b>47.08</b>	<b>47.08</b>	<b>0</b>	<b>0.00%</b>



Category code	Category of shareholder	Number of shareholders	Total number of shares	Number of shares held in dematerialized form	Total shareholding as a percentage of total number of shares		Shares pledged or otherwise encumbered	
					As a percentage of (A+B)	As a percentage of (A+B+C)	Number of shares	As a percentage
(I)	(II)	(III)	(IV)	(V)	(VI)	(VII)	(VIII)	(IX)= (VIII)/(IV)* 100
(B)	<b>Public shareholding</b>						N.A	N.A
	<b>1 Institutions</b>						N.A	N.A
(a)	Mutual Funds/ UTI	4	10200		0.02	0.02		
(b)	Financial Institutions/ Banks							
(c)	Central Government/ State Government(s)							
(d)	Venture Capital Funds							
(e)	Insurance Companies							
(f)	Foreign Institutional Investors	1	809379	809379	1.70	1.70		
(g)	Foreign Venture Capital Investors							
(h)	Qualified Foreign Investor							
(i)	Any Other (specify) Trust				0.00	0.00		
	<b>Sub-Total (B)(1)</b>	<b>5</b>	<b>819579</b>	<b>809379</b>	<b>1.72</b>	<b>1.72</b>		
	<b>2 Non-institutions</b>						NA	NA
(a)	Bodies Corporate	215	7865915	7860515	16.51	16.51		
(b)	<b>Individuals -</b>							
	i. Individual shareholders holding nominal share capital up to Rs. 1 lakh.	8850	2534390	1847869	5.32	5.32		
	ii. Individual shareholders holding nominal share capital in excess of Rs. 1 lakh.	46	5112737	5112737	10.73	10.73		
(c)	Qualified Foreign Investor							
(d)	Any Other (specify)							
(d-i)	NRI	25	27327	27327	0.06	0.06		
(d-ii)	Foreign Companies	2	8858588	8858588	18.59	18.59		
	<b>Sub-Total (B)(2)</b>	<b>9138</b>	<b>24398957</b>	<b>23707036</b>	<b>51.20</b>	<b>51.20</b>	<b>0</b>	<b>0.00</b>
	<b>Total Public Shareholding (B)= (B)(1)+(B)(2)</b>	<b>9143</b>	<b>25218536</b>	<b>24516415</b>	<b>52.92</b>	<b>52.92</b>	<b>0</b>	<b>0.00</b>
	<b>TOTAL (A)+(B)</b>	<b>9148</b>	<b>47655502</b>	<b>46953381</b>	<b>100</b>	<b>100</b>	<b>0</b>	<b>0.00%</b>
(C)	<b>Shares held by Custodians and against which Depository Receipts have been issued</b>				N.A		N.A	N.A
(1)	Promoter and Promoter Group	0	0	0		0.00		
(2)	Public	0	0	0		0.00		
	<b>Sub-Total (C)</b>	<b>0</b>	<b>0</b>	<b>0</b>		<b>0</b>		
	<b>GRAND TOTAL (A)+(B)+(C)</b>	<b>9148</b>	<b>47655502</b>	<b>46953381</b>	<b>100</b>	<b>100</b>	<b>0</b>	<b>0.00%</b>



**(I)(b) Statement showing holding of securities (including shares, warrants, convertible securities) of persons category "Promoter and Promoter Group"**

5

Sr. No.	Name of the shareholder	Detail of shares held		Encumbered (*)			Details of warrants		Details of convertible securities		Total shares (including underlying shares assuming full conversion of warrants and convertible securities) as a % of diluted share capital
		Number of shares held	As a % of grand total (A)+(B)+⊕	Number	As a percentage	As a % of grand total (A)+(B)+(C) of sub-clause (I)(a)	Number of warrants held	As a % total number of warrants of the same class	Number of convertible securities held	As a % total number of convertible securities of the same class	
(I)	(II)	(III)	(IV)	(V)	(VI)=(V)/(III)*100	(VII)	(VIII)	(IX)	(X)	(XI)	(XII)
1	Maya Devi Polycot Limited	10006323	21.00	0	0.00	0.00	0	0	0	0	17.80
2	NM Merchantiles Limited	5075571	10.65	0	0.00	0.00	0	0	0	0	9.03
3	NCG Enterprises Limited	3284393	6.89	0	0.00	0.00	0	0	0	0	5.84
4	IOI Lifesciences Limited	2873714	6.03	0	0.00	0.00	0	0	0	0	5.11
5	Varinder Gupta	1196965	2.51	0	0.00	0.00	0	0	0	0	2.13
<b>TOTAL</b>		<b>22436966</b>	<b>47.08</b>	<b>0</b>	<b>0.00</b>	<b>0.00</b>	<b>0</b>	<b>0</b>	<b>0</b>	<b>0</b>	<b>39.92</b>


(\*) The term "encumbrance" has the same meaning as assigned to it in regulation 28(3) of the SAST Regulations, 2011

**(I)(c)(i) Statement showing holding of securities (including shares, warrants, convertible securities) of persons belonging to the category "Public" and holding more than 1% of the total number of shares**

Sr. No.	Name of the shareholder	Number of shares	Shares as a percentage of total number of shares [i.e., Grand Total (A)+(B)+(C) indicated in Statement at para (I)(a) above]	Details of warrants		Details of convertible securities		Total shares (including underlying shares assuming full conversion of warrants and convertible securities) as a % of diluted share capital
				Number of warrants held	As a % total number of warrants of the same class	Number of convertible securities held	As a % total number of convertible securities of the same class	
1	IndiaSTAR (Mauritius) Ltd.	8858588	18.59	0	0	0	0	15.76
2	Innova Merchantiles Limited	2450000	5.14	8550000	100	0	0	19.57
3	Trident Limited	1785714	3.75	0	0	0	0	3.18
4	G Consultants and Fabricators Ltd	1489000	3.12	0	0	0	0	2.65
5	Hetal Chetan Mehta	1000000	2.10	0	0	0	0	1.78
6	ITF Mauritius	809379	1.70	0	0	0	0	1.44
7	Mukeshbhai Balabhai Patel	675000	1.42	0	0	0	0	1.20
8	Chamunda Traders Pvt. Ltd	602032	1.26	0	0	0	0	1.07
<b>TOTAL</b>		<b>17669713</b>	<b>37.08</b>	<b>8550000</b>	<b>100</b>	<b>0</b>	<b>0</b>	<b>46.65</b>

**(I)(c)(ii) Statement showing holding of securities (including shares, warrants, convertible securities) of persons (together with PAC) belonging to the category "Public" and holding more than 5% of the total number of shares of the company**

Sr. No.	Name(s) of the shareholder(s) and the Persons Acting in Concert (PAC) with them	Number of shares	Shares as a percentage of total number of shares [i.e., Grand Total (A)+(B)+(C) indicated in Statement at para (I)(a) above]	Details of warrants		Details of convertible securities		Total shares (including underlying shares assuming full conversion of warrants and convertible securities) as a % of diluted share capital
				Number of warrants held	As a % total number of warrants of the same class	Number of convertible securities held	As a % total number of convertible securities of the same class	
1	IndiaSTAR (Mauritius) Ltd.	8858588	18.59	0	0	0	0	15.76
2	Innova Merchantiles Limited	2450000	5.14	8550000	100	0	0	19.57
<b>TOTAL</b>		<b>11308588</b>	<b>23.73</b>	<b>8550000</b>	<b>100</b>	<b>0</b>	<b>0</b>	<b>35.33</b>



(I)(d) Statement showing details of locked-in shares

Sr. No.	Name of the shareholder	Number of locked in shares	Locked-in shares as a percentage of total number of shares (i.e., Grand Total (A)+(B)+(C) indicated in Statement at para (I)(a) above}	Promoter/Promoter Group/Public
1	NCG Enterprises Limited	3146428	6.60	Promoter Group
2	NM Merchantiles Limited	2575571	5.40	Promoter Group
3	IOI Lifesciences Limited	2373714	4.98	Promoter Group
4	Maya Devi Polycof Limited	225000	0.47	Promoter Group
5	Varinder Gupta	535	0.00	Promoter
7	Innova Marchantiles Limited	2450000	5.14	Public
6	Trident Limited	1785714	3.75	Public
8	Hetal Chetan Mehta	1000000	2.10	Public
9	Reena Ashish Ajmera	275000	0.58	Public
10	Nishita Alpesh Ajmera	275000	0.58	Public
11	Minal Manish Ajmera	275000	0.58	Public
12	Avani Jasmin Ajmera	275000	0.58	Public
13	Ashwini Jiten Ajmera	263000	0.55	Public
14	Alpesh Kishore Ajmera	250000	0.52	Public
15	Ashish Kishore Ajmera	250000	0.52	Public
16	Manish Kishore Ajmera	250000	0.52	Public
17	Manoj Manekji Dand	110000	0.23	Public
18	Premilaben Naginbhai Shah	150000	0.31	Public
19	Jagruti Atul Khimani	100000	0.21	Public
	<b>TOTAL</b>	<b>16029962</b>	<b>33.64</b>	

(II)(a) Statement showing details of Depository Receipts (DRs)

Sr. No.	Type of outstanding DR (ADRs, GDRs, SDRs, etc.)	Number of outstanding DRs	Number of shares underlying outstanding DRs	Shares underlying outstanding DRs as a percentage of total number of shares (i.e., Grand Total (A)+(B)+(C) indicated in Statement at para (I)(a) above}
	NIL			
	<b>TOTAL</b>			

(II)(b) Statement showing Holding of Depository Receipts (DRs), where underlying shares held by "promoter/promoter group" are in excess of 1% of the total number of shares

Sr. No.	Name of the DR Holder	Type of outstanding DR (ADRs, GDRs, SDRs, etc.)	Number of shares underlying outstanding DRs	Shares underlying outstanding DRs as a percentage of total number of shares (i.e., Grand Total (A)+(B)+(C) indicated in Statement at para (I)(a) above}
	NIL			
	<b>TOTAL</b>			

For IOI Chemicals and Pharmaceuticals Limited

(Krishan Singh)  
Vice President & Company Secretary

