



IOL CHEMICALS AND PHARMACEUTICALS LIMITED

(1) (a) Statement showing Shareholding Pattern

Name of the Company: IOL Chemicals and Pharmaceuticals Limited			
Scrip Code, Name of the scrip, class of security: IOLCP, Equity Shares			
As on 30 June 2015			
Partly paid-up shares:-	No. of partly paid-up shares	As a % of total no. of partly paid-up Shares	As a % of total no. of shares of the company
Held by promoter/promoter group	NIL	NIL	NIL
Held by public	NIL	NIL	NIL
Total	NIL	NIL	NIL
Outstanding convertible securities:-	No. of outstanding securities	As a % of total no. of Outstanding convertible securities	As a % of total no. of shares of the company, assuming full conversion of convertible securities
Held by promoter/promoter group	NIL	NIL	NIL
Held by public	NIL	NIL	NIL
Total	NIL	NIL	NIL
Warrants:-	No. of Warrants	As a % of total no. of Warrants	As a % of total no. of shares of the company, assuming full conversion of Warrants
Held by promoter/promoter group	NIL	NIL	NIL
Held by public	62,50,000 warrants	100%	11.12%
Total	NIL	NIL	NIL
Total paid-up capital of the company, assuming full conversion of warrants and convertible securities	5,62,05,502 (4,99,55,502 + 62,50,000)		



Head Office : 85, Industrial Area 'A', Ludhiana. 141 003 (Pb.) India CIN - L24116PB1986PLC007030
 Ph. : +91-161-2225531-35 Fax : +91-161-2226929, 2608784 email : contact@iolcp.com Website : iolcp.com
 Regd. Office : Trident Complex, Raikot Road, Barnala - 148 101 (Pb.) India
 Works : Trident Complex, Mansa Road, Vill Fatehgarh Channa, Barnala-148101. (Pb.) India
 Ph. : +91-1679 -285285-86, Fax : +91-1679-285292



IOL CHEMICALS AND PHARMACEUTICALS LIMITED

SHAREHOLDING PATTERN

“(I)(a) Statement showing Shareholding Pattern

Name of the Company: IOL Chemicals and Pharmaceuticals Limited

Scrip Code: 524164 - BSE Limited

Scrip Code: IOLCP - National Stock Exchange


Quarter ended: as on 30 June 2015

Category code	Category of shareholder	Number of shareholders	Total number of shares	Number of shares held in dematerialized form	Total shareholding as a percentage of total number of shares		Shares pledged or otherwise encumbered	
					As a percentage of (A+B)	As a percentage of (A+B+C)	Number of shares	As a percentage
(I)	(II)	(III)	(IV)	(V)	(VI)	(VII)	(VIII)	(IX)= (VIII)/(IV)* 100
(A)	Promoter and Promoter Group							
	1 Indian							
(a)	Individuals/ Hindu Undivided Family	1	1196965	1196965	2.40	2.40	0	0.00%
(b)	Central Government/State Government(s)							
(c)	Bodies Corporate	4	21240001	21240001	42.52	42.52	0	0.00%
(d)	Financial Institutions/Banks							
(e)	Any Other(specify)							
	Sub-Total (A)(1)	5	22436966	22436966	44.91	44.91	0	0.00%
	2 Foreign							
(a)	Individuals (Non-Resident Individuals/ Foreign Individuals)							
(b)	Bodies Corporate							
(c)	Institutions							
(d)	Qualified Foreign Investor							
(e)	Any Other (specify)							
	Sub-Total (A)(2)							
	Total Shareholding of Promoters and Promoters group (A)= (A)(1)+(A)(2)	5	22436966	22436966	44.91	44.91	0	0.00%



Head Office : 85, Industrial Area 'A', Ludhiana. 141 003 (Pb.) India CIN - L24116PB1986PLC007030
 Ph. : +91-161-2225531-35 Fax : +91-161-2226929, 2608784 email : contact@iolcp.com Website : iolcp.com
 Regd. Office : Trident Complex, Raikot Road, Barnala - 148 101 (Pb.) India
 Works : Trident Complex, Mansa Road, Vill Fatehgarh Channa, Barnala-148101. (Pb.) India
 Ph. : +91-1679 -285285-86, Fax : +91-1679-285292

Category code	Category of shareholder	Number of shareholders	Total number of shares	Number of shares held in dematerialized form	Total shareholding as a percentage of total number of shares		Shares pledged or otherwise encumbered	
					As a percentage of (A+B)	As a percentage of (A+B+C)	Number of shares	As a percentage
(I)	(II)	(III)	(IV)	(V)	(VI)	(VII)	(VIII)	(IX)= (VIII)/(IV)* 100
(B)	Public shareholding						N.A	N.A
	1 Institutions						N.A	N.A
(a)	Mutual Funds/ UTI	4	10200		0.02	0.02		
(b)	Financial Institutions/ Banks							
(c)	Central Government/ State Government(s)							
(d)	Venture Capital Funds							
(e)	Insurance Companies							
(f)	Foreign Institutional Investors				0.00	0.00		
(g)	Foreign Venture Capital Investors							
(h)	Qualified Foreign Investor							
(i)	Any Other (specify) Trust				0.00	0.00		
	Sub-Total (B)(1)	4	10200	0	0.02	0.02		
	2 Non-institutions						N.A	N.A
(a)	Bodies Corporate	251	10879324	10873924	21.78	21.78	--	--
(b)	Individuals -							
	i. Individual shareholders holding nominal share capital up to Rs. 1 lakh.	8608	2339895	1655574	4.68	4.68		
	ii. Individual shareholders holding nominal share capital in excess of Rs. 1 lakh.	56	5421748	5421748	10.85	10.85		
(c)	Qualified Foreign Investor							
(d)	Any Other (specify)							
(d-i)	NRI	24	8781	8781	0.02	0.02		
(d-ii)	Foreign Companies	2	8858588	8858588	17.73	17.73		
	Sub-Total (B)(2)	8941	27508336	26818615	55.07	55.07	0	0.00
	Total Public Shareholding (B)= (B)(1)+(B)(2)	8945	27518536	26818615	55.09	55.09	0	0.00
	TOTAL (A)+(B)	8950	49955502	49255581	100	100	0	0.00%
(C)	Shares held by Custodians and against which Depository Receipts have been issued				N.A		N.A	N.A
(1)	Promoter and Promoter Group	0	0	0		0.00		
(2)	Public	0	0	0		0.00		
	Sub-Total (C)	0	0	0		0		
	GRAND TOTAL (A)+(B)+(C)	8950	49955502	49255581	100	100	0	0.00%



“(I)(b) Statement showing holding of securities (including shares, warrants, convertible securities) of persons category “Promoter and Promoter Group”

Sr. No.	Name of the shareholder	Detail of shares held		Encumbered (*)			Details of warrants		Details of convertible securities		Total shares (including underlying shares assuming full conversion of warrants and convertible securities) as a % of diluted share capital
		Number of shares held	As a % of grand total (A)+(B)+C	Number	As a percentage	As a % of grand total (A)+(B)+(C) of sub-clause (I)(a)	Number of warrants held	As a % total number of warrants of the same class	Number of convertible securities held	As a % total number of convertible securities of the same class	
1	Maya Devi Polycot Limited	10006323	20.03	0	0.00	0.00	0	0	0	0	17.80
2	NM Merchandiles Limited	5075571	10.16	0	0.00	0.00	0	0	0	0	9.03
3	NCG Enterprises Limited	3284393	6.57	0	0.00	0.00	0	0	0	0	5.84
4	IOL Lifesciences Limited	2873714	5.75	0	0.00	0.00	0	0	0	0	5.11
5	Varinder Gupta	1196965	2.40	0	0.00	0.00	0	0	0	0	2.13
TOTAL		22436966	44.91	0	0.00	0.00	0	0	0	0	39.92


(*) The term “encumbrance” has the same meaning as assigned to it in regulation 28(3) of the SAST Regulations, 2011

(I)(c)(i) Statement showing holding of securities (including shares, warrants, convertible securities) of persons belonging to the category “Public” and holding more than 1% of the total number of shares

Sr. No.	Name of the shareholder	Number of shares	Shares as a percentage of total number of shares (i.e., Grand Total (A)+(B)+(C) indicated in Statement at para (I)(a) above)	Details of warrants		Details of convertible securities		Total shares (including underlying shares assuming full conversion of warrants and convertible securities) as a % of diluted share capital
				Number of warrants held	As a % total number of warrants of the same class	Number of convertible securities held	As a % total number of convertible securities of the same class	
1	IndiaSTAR (Mauritius) Ltd.	8858588	17.73	0	0	0	0	15.76
2	Innova Marchantiles Limited	4750000	9.51	6250000	100	0	0	19.57
3	Trident Limited	1785714	3.57	0	0	0	0	3.18
4	G Consultants and Fabricators Ltd	1489000	2.98	0	0	0	0	2.65
5	Hetal Chetan Mehta	1000000	2.00	0	0	0	0	1.78
6	Mukeshbhai Balabhai Patel	675000	1.35	0	0	0	0	1.20
7	Chamunda Traders Pvt. Ltd	602032	1.21	0	0	0	0	1.07
8	Ajmera Associates Limited	588673	1.18	0	0	0	0	1.05
TOTAL		19749007	39.53	6250000	100	0	0	46.26

(I)(c)(ii) Statement showing holding of securities (including shares, warrants, convertible securities) of persons (together with PAC) belonging to the category “Public” and holding more than 5% of the total number of shares of the company

Sr. No.	Name(s) of the shareholder(s) and the Persons Acting in Concert (PAC) with them	Number of shares	Shares as a percentage of total number of shares (i.e., Grand Total (A)+(B)+(C) indicated in Statement at para (I)(a) above)	Details of warrants		Details of convertible securities		Total shares (including underlying shares assuming full conversion of warrants and convertible securities) as a % of diluted share capital
				Number of warrants held	As a % total number of warrants of the same class	Number of convertible securities held	As a % total number of convertible securities of the same class	
1	IndiaSTAR (Mauritius) Ltd.	8858588	17.73	0	0	0	0	15.76
2	Innova Marchantiles Limited	4750000	9.51	6250000	100	0	0	19.57
TOTAL		13608588	27.24	6250000	100	0	0	35.33



(I)(d) Statement showing details of locked-in shares

Sr. No.	Name of the shareholder	Number of locked in shares	Locked-in shares as a percentage of total number of shares (i.e., Grand Total (A)+(B)+(C) indicated in Statement at para (I)(a) above)	Promoter/Promoter Group/Public
1	NCG Enterprises Limited	3146428	6.30	Promoter Group
2	NM Merchandiles Limited	2391071	4.79	Promoter Group
3	IOL Lifesciences Limited	2323214	4.65	Promoter Group
4	Maya Devi Polycot Limited	164000	0.33	Promoter Group
5	Innova Marchantiles Limited	4750000	9.51	Public
6	Trident Limited	1785714	3.57	Public
7	Hetal Chetan Mehta	1000000	2.00	Public
8	Reena Ashish Ajmera	275000	0.55	Public
9	Nishita Alpesh Ajmera	275000	0.55	Public
10	Minal Manish Ajmera	275000	0.55	Public
11	Avani Jasmin Ajmera	275000	0.55	Public
12	Ashwini Jiten Ajmera	263000	0.53	Public
13	Alpesh Kishore Ajmera	250000	0.50	Public
14	Ashish Kishore Ajmera	250000	0.50	Public
15	Manish Kishore Ajmera	250000	0.50	Public
16	Manoj Manekji Dand	110000	0.22	Public
17	Premilaben Naginbhai Shah	150000	0.30	Public
18	Jagruti Atul Khimani	100000	0.20	Public
TOTAL		18033427	36.10	


(II)(a) Statement showing details of Depository Receipts (DRs)

Sr. No.	Type of outstanding DR (ADRs, GDRs, SDRs, etc.)	Number of outstanding DRs	Number of shares underlying outstanding DRs	Shares underlying outstanding DRs as a percentage of total number of shares (i.e., Grand Total (A)+(B)+(C) indicated in Statement at para (I)(a) above)
	NIL			
TOTAL				

(II)(b) Statement showing Holding of Depository Receipts (DRs), where underlying shares held by "promoter/promoter group" are in excess of 1% of the total number of shares

Sr. No.	Name of the DR Holder	Type of outstanding DR (ADRs, GDRs, SDRs, etc.)	Number of shares underlying outstanding DRs	Shares underlying outstanding DRs as a percentage of total number of shares (i.e., Grand Total (A)+(B)+(C) indicated in Statement at para (I)(a) above)
	NIL			
TOTAL				

For IOL Chemicals and Pharmaceuticals Limited


(Krishan Singh)
Vice President & Company Secretary